

Life Is On

Schneider
Electric



 Price List

Industrial Automation Products


With effect from August 31st, 2021



se.com/in

> Phaseo Power Supplies4
> Phaseo Transformers6
> Altivar Variable Frequency Drives11
> Altivar Process Variable Frequency Drives24
> Altistart Soft Starter29
> Zelio Logic Smart Relays31
> Zelio Plug - In Relays33
> Zelio Electronic Timers/Control Relays39
> Harmony Control & Signalling Units41
> Signalling Control Stations & Enclosures46
> Signalling Illuminated Beacons & Indicator Banks48
> Signalling Monolithic Tower Light52
> Control Pendant Control and Light Duty Joystick53
> Telemecanique Sensors New symbol56
> Osisense Photoelectric Sensors57
> Osisense Pressure Switches60
> Osisense Limit Switches61
> Osisense Inductive Sensors68
> Osisense Application Sensors72
> Osisense Cable Accessories73
> XIOT solution74
> Magelis Industrial PC and Display75
> Magelis RACK IPC76
> Magelis Basic HMI77
> Vijeo XD EcoStruxure™ Operator Terminal Expert78
> Vijeo Vijeo Designer79
> TeSys Range81
> TeSys Control Range84
> TeSys K85
> TeSys D87
> TeSys F98
> TeSys G99
> TeSys Special Purpose Contactor102
> TeSys H - Ultra-compact starters103
> TeSys LRD107
> EOLR - LR9D109
> Analog EOCR109
> EOCR SS109
> EOCR SSD109
> Digital EOCR110
> Circuit Breakers for Motor Protection112
> MCCB for Motor Protection113
> Accessories for GV4114
> TeSys Accessories compatibility116
> TeSys GV4 Overview118
> Linergy119
> Linergy BZ120
> Linergy HK121
> TeSys Switches122
> TeSys Switches Accessories123
> TeSys™ island124
> ComPact NSXm Moulded Case Circuit Breakers126
> ComPact NSXm MCCB with Integrated Earth Leakage Protection127
> ComPact NSXm Switch Disconnecter128
> EasyPact EZC/CVS Moulded Case Circuit Breakers for Distribution Network129
> EasyPact EZC/CVS Accessories130
> Acti 9 Miniature Circuit Breakers (MCBs)131
> Acti 9 Residual Current Devices135
> Acti 9 Auxiliaries and Accessories for MCBs / RCDs137
> Acti 9 Surge Protection Devices139
> Acti 9 Control and Command Products141
> Acti 9 ComReady Control and Command Products143

Panel Mount_Easyline



- Wide power range (7 models from 35 to 350 W)
- High degree of output voltage stability (precision: ± 1%)
- Proven performance (MTBF over 600K hours)
- Diagnostics via LEDs at the output terminal
- 4 quick and simple mounting types

Input Voltage	Output Voltage	Output Current	Reference	Description	Unit MRP [₹]
100...240 V AC single phase	24V	1.5A	ABL2REM24015K	ABL2_K Power Supply, DC24V output, 35W	2235
100...240 V AC single phase	24V	2A	ABL2REM24020K	ABL2_K Power Supply, DC24V output, 50W	2477
100...240 V AC single phase	24V	4.5A	ABL2REM24045K	ABL2_K Power Supply, DC24V output, 100W	3669
100...240 V AC single phase	24V	6.5A	ABL2REM24065K	ABL2_K Power Supply, DC24V output, 150W	4427
100...240 V AC single phase	24V	8.5A	ABL2REM24085K	ABL2_K Power Supply, DC24V output, 200W	5871
100...240 V AC single phase	24V	10A	ABL2REM24100K	ABL2_K Power Supply, DC24V output, 250W	6715
100...240 V AC single phase	24V	15A	ABL2REM24150K	ABL2_K Power Supply, DC24V output, 350W	10950

Panel Mount - ABLP



- Multiple mounting positions
- Din rail mounting with accessory
- IEC 61000-3-2 compliant (EMC emissions)
- Output voltage adjustment
- 100-240 Vac Input

Input Voltage	Output Voltage	Output Current	Reference	Description	Unit MRP [₹]
100...240 V AC single phase	12V	8.5A	ABLP1A12085	Power Supply 12V 8.5A Panel Mount, 100W	6270
100...240 V AC single phase	24V	4.5A	ABLP1A24045	Power Supply 24V 4.5A Panel Mount, 100W	5748
100...240 V AC single phase	24V	6.2A	ABLP1A24062	Power Supply 24V 6.2A Panel Mount, 150W	7524
100...240 V AC single phase	24V	10A	ABLP1A24100	Power Supply 24V 10A Panel Mount, 240W	11286

Modular ABLM



- Mounting on panel with screw without additional part
- Up to +70°C operating
- Direct access to the documentation
- Over voltage Category III
- Compact size

Input Voltage	Output Voltage	Output Current	Reference	Description	Unit MRP [₹]
100...240 V AC single phase	5V	3.6A	ABLM1A05036	Power Supply 5V 3.6A Modular, 18W	5852
100...240 V AC single phase	12V	1A	ABLM1A12010	Power Supply 12V 1A Modular, 12W	4285
100...240 V AC single phase	12V	2.1A	ABLM1A12021	Power Supply 12V 2.1A Modular, 25W	5852
100...240 V AC single phase	12V	4.2A	ABLM1A12042	Power Supply 12V 4.2A Modular, 50W	7733
100...240 V AC single phase	24V	0.4A	ABLM1A24004	Power Supply 24V 0.4A Modular, 10W	3501
100...240 V AC single phase	24V	0.6A	ABLM1A24006	Power Supply 24V 0.6A Modular, 15W	4285
100...240 V AC single phase	24V	1.2A	ABLM1A24012	Power Supply 24V 1.2A Modular, 30W	5852
100...240 V AC single phase	24V	2.5A	ABLM1A24025	Power Supply 24V 1.2A Modular, 60W	7263

Please contact Customer Care Center for Stockable and Non stockable status of references.

NORMAL STOCK ITEMS

W.E.F. August 31, 2021

Optimized ABL5



- 3 housings, select the best suited to the space
- Up to 6 output terminals
- Output voltage adjustment
- Direct access to the documentation
- 100-240 Vac Input

Input Voltage	Output Voltage	Output Current	Reference	Description	Unit MRP [₹]
100...240 V AC single phase	12V	6.2A	ABLS1A12062	Power Supply 12V 6.2A Optimized, 75W	7002
100...240 V AC single phase	12V	10A	ABLS1A12100	Power Supply 12V 10A Optimized, 120W	10973
100...240 V AC single phase	24V	2.1A	ABLS1A24021	Power Supply 24V 2.1A Optimized, 50W	7002
100...240 V AC single phase	24V	3.1A	ABLS1A24031	Power Supply 24V 3.1A Optimized, 75W	7002
100...240 V AC single phase	24V	3.8A	ABLS1A24038	Power Supply 24V 3.8A Optimized, 91.2W	12122
100...240 V AC single phase	24V	5A	ABLS1A24050	Power Supply 24V 5A Optimized, 120W	10346
100...240 V AC single phase	24V	10A	ABLS1A24100	Power Supply 24V 10A Optimized, 240W	15153
100...240 V AC single phase	24V	20A	ABLS1A24200	Power Supply 24V 20A Optimized, 480W	27379
100...240 V AC single phase	48V	2.5A	ABLS1A48025	Power Supply 48V 2.5A Optimized, 120W	10973

Universal ABL8RP/WP



- 100-500 Vac (1 or 2 Phases) Or 380-500Vac 3 Phases Input terminals
- Automatic or Manual reset
- 2 diagnosis LED (U/I)
- 4 to 10 mm² output terminals
- Tool-free removal from omega (DIN) rail
- Protection of settings (sealable)
- Diagnosis relay

Input Voltage	Output Voltage	Output Current	Reference	Description	Unit MRP [₹]
100...120 V AC single phase, terminal(s): N-L1 200...500 V AC phase to phase, terminal(s): L1-L2	24V	3A	ABL8RPS24030	Univ. Power Supply 1P 24V 3A, 72W	13672
100...120 V AC single phase, terminal(s): N-L1 200...500 V AC phase to phase, terminal(s): L1-L2	24V	5A	ABL8RPS24050	Univ. Power Supply 1P 24V 5A, 120W	17675
100...120 V AC single phase, terminal(s): N-L1 200...500 V AC phase to phase, terminal(s): L1-L2	24V	10A	ABL8RPS24100	Univ. Power Supply 1P 24V 10A, 240W	20193
380...500 V AC three phase, terminal(s): L1, L2, L3	24V	20A	ABL8WPS24200	Univ. Power Supply 3P 24V 20A, 480W	30201
380...500 V AC three phase, terminal(s): L1, L2, L3	24V	40A	ABL8WPS24400	Univ. Power Supply 3P 24V 40A, 960W	52675

Accessories for ABLP

Input Voltage	Output Voltage	Output Current	Reference	Description	Unit MRP [₹]
			ABLPA01	Mounting Kit for Power Supply up to 150W	836
			ABLPA02	Mounting Kit for Power Supply 240W	836

Please contact Customer Care Center for Stockable and Non stockable status of references.

NORMAL STOCK ITEMS

W.E.F. August 31, 2021

ABT7 - Economy Range (Single Winding)

Input Voltage	Output Voltage	Rated Power in VA	Reference	Unit MRP [₹]
Single phase 230V 40VA - 400VA 40° C				
230 V AC single phase ±15 V	24 V AC	40	ABT7ESM004B	7875
230 V AC single phase ±15 V	24 V AC	63	ABT7ESM006B	5904
230 V AC single phase ±15 V	24 V AC	100	ABT7ESM010B	6610
230 V AC single phase ±15 V	24 V AC	160	ABT7ESM016B	8071
230 V AC single phase ±15 V	24 V AC	250	ABT7ESM025B	10791
230 V AC single phase ±15 V	24 V AC	320	ABT7ESM032B	13150
230 V AC single phase ±15 V	24 V AC	400	ABT7ESM040B	14402

ABL6 - Optimum Range (Single Winding)

Input Voltage	Output Voltage	Rated Power in VA	Reference	Unit MRP [₹]
Single phase 230/400V 25VA - 2500VA 50° C				
230/400 V single phase ±15 V	24 V AC	25	ABL6TS02B	7265
230/400 V single phase ±15 V	24 V AC	40	ABL6TS04B	7364
230/400 V single phase ±15 V	24 V AC	63	ABL6TS06B	7571
230/400 V single phase ±15 V	24 V AC	100	ABL6TS10B	8399
230/400 V single phase ±15 V	24 V AC	160	ABL6TS16B	9684
230/400 V single phase ±15 V	24 V AC	250	ABL6TS25B	12457
230/400 V single phase ±15 V	24 V AC	400	ABL6TS40B	19049
230/400 V single phase ±15 V	24 V AC	630	ABL6TS63B	24849
230/400 V single phase ±15 V	24 V AC	1000	ABL6TS100B	32500
230/400 V single phase ±15 V	24 V AC	1600	ABL6TS160B	66339
230/400 V single phase ±15 V	24 V AC	2500	ABL6TS250B	108698
230/400 V single phase ±15 V	115 V AC	100	ABL6TS10G	8337
230/400 V single phase ±15 V	115 V AC	160	ABL6TS16G	9860
230/400 V single phase ±15 V	115 V AC	250	ABL6TS25G	12556
230/400 V single phase ±15 V	115 V AC	400	ABL6TS40G	19049
230/400 V single phase ±15 V	115 V AC	630	ABL6TS63G	25562
230/400 V single phase ±15 V	115 V AC	1000	ABL6TS100G	31207
230/400 V single phase ±15 V	115 V AC	1600	ABL6TS160G	55617
230/400 V single phase ±15 V	115 V AC	2500	ABL6TS250G	90969
230/400 V single phase ±15 V	230 V AC	25	ABL6TS02U	7364
230/400 V single phase ±15 V	230 V AC	40	ABL6TS04U	7254
230/400 V single phase ±15 V	230 V AC	63	ABL6TS06U	7504
230/400 V single phase ±15 V	230 V AC	100	ABL6TS10U	7912
230/400 V single phase ±15 V	230 V AC	160	ABL6TS16U	9860
230/400 V single phase ±15 V	230 V AC	250	ABL6TS25U	11863
230/400 V single phase ±15 V	230 V AC	400	ABL6TS40U	18441
230/400 V single phase ±15 V	230 V AC	630	ABL6TS63U	23569
230/400 V single phase ±15 V	230 V AC	1000	ABL6TS100U <input checked="" type="checkbox"/>	32622
230/400 V single phase ±15 V	230 V AC	1600	ABL6TS160U	52181
230/400 V single phase ±15 V	230 V AC	2500	ABL6TS250U	85285

Please contact Customer Care Center for Stockable and Non stockable status of references.

NORMAL STOCK ITEMS

W.E.F. August 31, 2021

ABT7 - Universal Range (Double Winding)

Input Voltage	Output Voltage	Rated Power in VA	Reference	Unit MRP ₹
Single phase 230/400V 25VA - 2500VA 60° C				
230/400 V single phase ±15 V	24/48 V AC	40	ABT7PDU004B	9723
230/400 V single phase ±15 V	24/48 V AC	63	ABT7PDU006B	9995
230/400 V single phase ±15 V	24/48 V AC	250	ABT7PDU025B	15542
230/400 V single phase ±15 V	24/48 V AC	400	ABT7PDU040B	19644
230/400 V single phase ±15 V	24/48 V AC	630	ABT7PDU063B	29610
230/400 V single phase ±15 V	115/230 V AC	40	ABT7PDU004G	9008
230/400 V single phase ±15 V	115/230 V AC	100	ABT7PDU010G	9961
230/400 V single phase ±15 V	115/230 V AC	160	ABT7PDU016G	11382
230/400 V single phase ±15 V	115/230 V AC	250	ABT7PDU025G	15459
230/400 V single phase ±15 V	115/230 V AC	400	ABT7PDU040G	17894
230/400 V single phase ±15 V	115/230 V AC	630	ABT7PDU063G	29639
230/400 V single phase ±15 V	115/230 V AC	1000	ABT7PDU100G	35665
230/400 V single phase ±15 V	115/230 V AC	1600	ABT7PDU160G	57270
230/400 V single phase ±15 V	115/230 V AC	2500	ABT7PDU250G	92596
230/400 V single phase ±15 V	115/230 V AC	25	ABT7PDU002B	10529
230/400 V single phase ±15 V	115/230 V AC	100	ABT7PDU010B	10834
230/400 V single phase ±15 V	115/230 V AC	160	ABT7PDU016B	13937
230/400 V single phase ±15 V	115/230 V AC	1000	ABT7PDU100B	38708
230/400 V single phase ±15 V	115/230 V AC	1600	ABT7PDU160B	64025
230/400 V single phase ±15 V	115/230 V AC	2500	ABT7PDU250B	103767

Please contact Customer Care Center for Stockable and Non stockable status of references.

NORMAL STOCK ITEMS

W.E.F. August 31, 2021



Altivar AC Drives

Advanced energy management
and performance in motor control

Variable Speed Drives

Process



Mining,
Minerals &
Metals



Marine



Food &
Beverage



Water &
Wastewater



Oil & Gas



Power
Plants

Fluid Management

Altivar Process 600



Wall Mounting
0.75...315 kW
200...690 V



Cabinet Integration
0.75...1200 kW
380...690 V



Cabinet Integration
0.75...1200 kW
380...690 V

Industrial Processes

Altivar Process 900



Wall Mounting
0.75...315 kW
200...690 V



Cabinet Integration
0.75...1200 kW
380...690 V



Cabinet Integration
0.75...1200 kW
380...690 V

Machines



Hoisting



Material
Handling



Textile



Material
Working



Packaging

Commercial Equipment

Altivar 12



0.18...4 kW
100...240 V

Basic Machines

Altivar 310



IP20
0.75 to 22 kW
380...460 V

Altivar 310L



Harsh environment IP54
0.75 to 5.5 kW
380...460 V

Simple & Advanced Machines

Altivar 320B/C



Book/compact format
0.18...15 kW
200...600 V

Altivar 320W



Harsh environment
IP65/66
0.18...7.5 kW
380...480 V

Building



Pumps



Lift



Fans &
Compressors

HVAC & Pumps

Altivar 212



IP21
0.75...75 kW
200...480 V



IP55
0.75...75 kW
380...480 V

Utilities

Altivar 610



0.75...160 kW
380...460 V

Soft Starters

Industrial Processes & Utility

Altistart 48



17...1200 A
208...690 V

Altistart 22



17...590 A
208...600 V

Simple Machines

Altistart 01

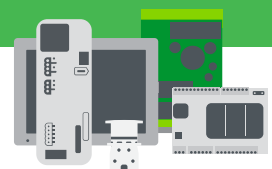


3...85 A
110...480 V

Please contact Customer Care Center for Stockable and Non stockable status of references.

NORMAL STOCK ITEMS

W.E.F. August 31, 2021



Altivar Easy 310 Drives for Simple Machines

Now available upto 22kW **NEW**

*When just enough
is just right!*

Reliable & cost effective solution to manage the speed of your motors in your machines.

se.com/drives

General Purpose Drives

Altivar12 Drive: 1-Phase / 3-Phase 230 Volts Input & 3-Phase 230 Volts Output Drive



- Small: easily integrated in any machine
- Discreet & Intuitive
- Reliable: quality which stands the test of time
- High-performance: even without adjustment

kW (HD)	HP Rating	Max. continuous current(A)	Reference	Unit MRP [₹]
Single phase-Supply Voltage: 200...240V				
0.18	0.25	1.4	ATV12H018M2	On Request
0.37	0.55	2.4	ATV12H037M2	On Request
0.55	0.75	3.5	ATV12H055M2	On Request
0.75	1	4.2	ATV12H075M2	On Request
1.5	2	7.5	ATV12HU15M2	On Request
2.2	3	10	ATV12HU22M2	On Request
Three phase-Supply Voltage: 200...240V				
0.37	0.55	2.4	ATV12H037M3	On Request
0.75	1	4.2	ATV12H075M3	On Request
1.5	2	7.5	ATV12HU15M3	On Request
2.2	3	10	ATV12HU22M3	On Request
3	~	12.2	ATV12HU30M3	On Request
4	5	16.7	ATV12HU40M3	On Request

Altivar310 Drive: 3-Phase 440 Volts Input & 3-Phase 440 Volts Output Drive



- Optimized installation space & Optimized time and cost
- Service cost savings
- Easy to operate
- Easy to maintain & Easy to integrate in automation system
- 55deg Celsius ambient temperature without derating

ND	KW		Max. Continuous Current (A)		Reference	Unit MRP [₹]
	HD	ND	HD	ND		
~	0.37	~	1.5	~	ATV310H037N4E	On Request
~	0.75	~	2.3	~	ATV310H075N4E	On Request
~	1.5	~	4.1	~	ATV310HU15N4E	On Request
~	2.2	~	5.5	~	ATV310HU22N4E	On Request
4	3	8.9	7.1	~	ATV310HU30N4E	On Request
5.5	4	12.1	9.5	~	ATV310HU40N4E	On Request
7.5	5.5	16	12.6	~	ATV310HU55N4E	On Request
11	7.5	22.8	17	~	ATV310HU75N4E	On Request
15	11	30	24	~	ATV310HD11N4E	On Request
18	15	36	33	~	ATV310HD15N4E	On Request
22	18	43	39	~	ATV310HD18N4E	On Request
30	22	60	46	~	ATV310HD22N4E	On Request
18	15	36	33	~	ATV310HD15N4EF	On Request
22	18	43	39	~	ATV310HD18N4EF	On Request
30	22	60	46	~	ATV310HD22N4EF	On Request

Please contact Customer Care Center for Stockable and Non stockable status of references.

NORMAL STOCK ITEMS

W.E.F. August 31, 2021



Automation and control made easy

Easy Altivar 610 variable speed drives.



Easy Altivar 610 variable speed drives for three-phase synchronous motors address the challenges faced by new economies. They are fit for purpose at affordable prices with no compromise on ease of use, robustness, and availability – the core values supported by a worldwide leader in automation.



Water & wastewater



Oil & gas



Constant, negative pressure water supply



Building



Power



Other OEM

Fit for purpose

- Optimized control system
- Multi-pump control function
- Harmonic mitigation solution

Designed for easiness

- Easy to install
- Easy to set up and use
- Easy to maintain

Strong on robustness

- Robust design for harsh environments
- Ever higher protection and performance

Always available

- Wide availability
- Worldwide technical assistance

Easy Altivar 610

Now available upto 460V **NEW**

Main features

Power range:
0.75 to 160kW

Main voltage range:
380~460V, 3 phase, -15 to +10%

Overload capability:
ND: 110% 60s; 120% 20s;
HD: 150% 60s

EMC:
C3 level filter embedded

Harmonics:
DC choke embedded (above 4kW)

Protection:
IP20

Operation temperature:
-15°C to +60°C (derating above +45°C)

Motor control law:
Asy motor: V/f 2 pts; V/f 5 pts;
UF quad; energy saving



Control I/O

Control terminal:

- Analog input: 3
- Analog output: 2
- Digital input: 6
- Relay output: 3

Communication:

- Modbus embedded;
- option: Profibus DP



Display terminal

Basic keypad (standard)

- LCD backlight, removable
- 2 lines, 6 languages
- Configuration save
- Easy mounting kit (Ø22mm)



For more information and product references visit

se.com/easyaltivar610

Altivar610 Drive: Drives for pumps and fans from 0.75 to 160 kW

Now available upto 460V **NEW**



- Compact size: simplicity of integration and reduction of the size of the enclosures
- Electronic cards with protective coating
- Operation temperature: -10...+60°C
- IP40 protection level on the top of the product
- Typical multi-pump configuration without PLC
- 7 preprogrammed function blocks cover 90% of the pump and fan applications
- Colored control circuit terminals to avoid misuse

ND	kW		Max. continuous current(A)		Reference	Unit MRP [₹]
	ND	HD	ND	HD		
Three phase-Supply Voltage: 380...460V						
4		3	9.3	7.2	ATV610U40N4	On Request
5.5		4	12.7	9.3	ATV610U55N4	On Request
7.5		5.5	15.8	12.7	ATV610U75N4	On Request
11		7.5	23.5	16.5	ATV610D11N4	On Request
15		11	31.7	23.5	ATV610D15N4	On Request
18.5		15	39.2	31.7	ATV610D18N4	On Request
22		18.5	46.3	39.2	ATV610D22N4	On Request
30		22	61.5	46.3	ATV610D30N4	On Request
37		30	74.5	59.6	ATV610D37N4	On Request
45		37	88	74.5	ATV610D45N4	On Request
55		45	106	88	ATV610D55N4	On Request
75		55	145	106	ATV610D75N4	On Request
90		75	173	145	ATV610D90N4	On Request
110		90	211	173	ATV610C11N4	On Request
132		110	250	211	ATV610C13N4	On Request
160		132	302	250	ATV610C16N4	On Request

Altivar212 Drive: Drives for HVAC, 3-phase asynchronous motors from 0.75 to 75 kW



- Embedded communication Modbus, Apogee FLN P1, Metasys N2, BacNet
- More Friendly simplicity & comfort with Universal Graphic Keypad
- Low Harmonics Emissions: Low THDI = 30%
- EMC Immunity Protection & Noise reductions
- AHRI Approved

kW	Max. continuous current(A)		Reference	Unit MRP [₹]
Three phase-Supply Voltage: 380...480V				
0.75		2.2	ATV212H075N4	On Request
1.5		3.7	ATV212HU15N4	On Request
2.2		5.1	ATV212HU22N4	On Request
3		7.2	ATV212HU30N4	On Request
4		9.1	ATV212HU40N4	On Request
5.5		12	ATV212HU55N4	On Request
7.5		16	ATV212HU75N4	On Request
11		22.5	ATV212HD11N4	On Request
15		30.5	ATV212HD15N4	On Request
18.5		37	ATV212HD18N4	On Request
22		43.5	ATV212HD22N4	On Request
30		58.5	ATV212HD30N4	On Request
37		79	ATV212HD37N4	On Request
45		94	ATV212HD45N4	On Request
55		116	ATV212HD55N4	On Request
75		160	ATV212HD75N4	On Request

Please contact Customer Care Center for Stockable and Non stockable status of references.

NORMAL STOCK ITEMS

W.E.F. August 31, 2021

Machine Drives

Altivar320 drive: Drives for synchronous and asynchronous motors from 0.18 to 15 kW (0.25 to 20 Hp)



- Cost Saving: Optimized Space and Time
- Solution Oriented: ATV Logic, Ready for automation integration
- Ambient temperature: 50deg C w/o deration
- Safety embedded as standard (STO SIL3)
- Possibility to connect a graphic terminal as option (Basic & Advanced)
- Modbus & Can Open as standard
- Protection against harsh environment 3C3 class

kW	Max. continuous current(A)	Reference	Unit MRP [₹]
Single phase-Supply Voltage: 200...240V			
0.18	1.5	ATV320U02M2C	On Request
0.37	3.3	ATV320U04M2C	On Request
0.55	3.7	ATV320U06M2C	On Request
0.75	4.8	ATV320U07M2C	On Request
1.1	6.9	ATV320U11M2C	On Request
1.5	8	ATV320U15M2C	On Request
2.2	11	ATV320U22M2C	On Request
Three phase-Supply Voltage: 200...240V			
1.5	8	ATV320U15M3C	On Request
4	17.5	ATV320U40M3C	On Request
5.5	27.5	ATV320U55M3C	On Request
7.5	33	ATV320U75M3C	On Request
11	54	ATV320D11M3C	On Request
15	66	ATV320D15M3C	On Request
Three phase-Supply Voltage: 380...500V (COMPACT)			
0.37	1.5	ATV320U04N4C	On Request
0.55	1.9	ATV320U06N4C	On Request
0.75	2.3	ATV320U07N4C	On Request
1.1	3	ATV320U11N4C	On Request
1.5	4.1	ATV320U15N4C	On Request
2.2	5.5	ATV320U22N4C	On Request
3	7.1	ATV320U30N4C	On Request
4	9.5	ATV320U40N4C	On Request
5.5	14.3	ATV320U55N4C	On Request
7.5	17	ATV320U75N4C	On Request
11	27.7	ATV320D11N4C	On Request
15	33	ATV320D15N4C	On Request
Three phase-Supply Voltage: 380...500V (BOOK)			
0.4	1.5	ATV320U04N4B	On Request
0.6	1.9	ATV320U06N4B	On Request
0.8	2.3	ATV320U07N4B	On Request
1.1	3	ATV320U11N4B	On Request
1.5	4.1	ATV320U15N4B	On Request
2.2	5.5	ATV320U22N4B	On Request
3	7.1	ATV320U30N4B	On Request
4	9.5	ATV320U40N4B	On Request
5.5	14.3	ATV320U55N4B	On Request
7.5	17	ATV320U75N4B	On Request
11	27.7	ATV320D11N4B	On Request
15	33	ATV320D15N4B	On Request
Three phase-Supply Voltage: 380...500V, IP66			
0.37	1.5	ATV320U04N4W*	On Request
0.55	1.9	ATV320U06N4W*	On Request
0.75	2.3	ATV320U07N4W*	On Request
1.1	3	ATV320U11N4W*	On Request
1.5	4.1	ATV320U15N4W*	On Request
2.2	5.5	ATV320U22N4W*	On Request
3	7.1	ATV320U30N4W*	On Request
4	9.5	ATV320U40N4W*	On Request
5.5	14.3	ATV320U55N4W*	On Request
7.5	17	ATV320U75N4W*	On Request

Note: References ending with B are BOOK type & Reference ending with C are COMPACT type.
References ending with N4W* are IP66.

Please contact Customer Care Center for Stockable and Non stockable status of references.

NORMAL STOCK ITEMS

W.E.F. August 31, 2021



Altivar The next SMART manufacturing era

Altivar Machine ATV340, innovative
variable speed drives for high-performance machines

The Altivar™ Machine ATV340* drive is robust for high overloads, offering safety, various communication protocols, and cutting-edge motor control solution for machine builders.

Traditional machine design is challenged by the smart manufacturing approach. Changing times require innovative features such as the native Ethernet based - Fast Device Replacement. It gives machine operators a seamless service approach. The embedded encoder is compatible with asynchronous and synchronous motors in closed-loop control applications and the load-sharing master/slave configuration makes ATV340 a SMART manufacturing success.

* From 1 HP to 100 HP in heavy duty with 3-phase supply voltage from 380 to 480 V.



High performance in material handling, material working and hoisting

The ATV340 improves the capabilities and availability of high-performance machines while reducing build costs thanks to:

- **Superior machine performance.** With a maximum torque availability of 1.8 In and optimized speed bandwidth of up to 400 Hz, the ATV 340 is ideal for dynamic applications with rapid acceleration. Its frequency inverters can handle high overloads in demanding applications up to 220% nominal torque.
- **Faster reaction time.** A combination of fast application reaction time with a minimum 1 ms task cycle and Ethernet connectivity maximizes your machine's throughput.
- **Simplified machine engineering.** Built-in multiprotocol (Ethernet, Modbus, SERCOS) a variety of interfaces, an embedded encoder and integrated application functions offer maximum flexibility in design. Remote monitoring via the embedded web server enables predictive maintenance. EcoStruxure™ Machine & FDR allow faulty device replacement service with short time machine recovery.
- **Reduced design time.** Complete project replication is possible with one-button auto-tuning for motor identification and supports efficient machine commissioning and production. Additionally, ready-to-use Tested, Validated, and Documented Architectures (TDVAs) and SoMachine software facilitate seamless automation integration.
- **Comprehensive functional safety and cyber security.** With embedded STO (SIL3) and a full range of safety functions (SS1, SLS, SMS, SBC, GDL), the ATV340 is compliant with machine related safety standards EN ISO 13849-1 and EN 62061. The ATV340 also has Achilles level 2 cyber-security certification to protect people and assets while ensuring continuity of service.
- **Robust.** In harsh environments with high levels of dust and vibration and operating temperatures up to 60°C. Due to high IGBT and thermal dissipation efficiency, it allows additional 40% of rated current taking motor power to 130kW under normal duty operation.

220%
Nominal torque


1 ms
Application cycle time



Modular and Ethernet version with different application approach



Optional Safety card offers for high-end safety functions
Safe Stop 1 (SS1)
Safe Limited Speed (SLS)
Safe Maximum Speed (SMS)
Safe Brake Control (SBC)
Guard Door Lock (GDL)



High power Safety solution (up to 75kW), Safety card and additional module support

For more information and product references visit

Altivar340 drive: Drives with innovative variable speed drives for high-performance machines upto 75kW



- Reduced requirement for additional devices thanks to rich interfaces, I/Os, and PTIs/PTOs, and an embedded encoder
- 5 DI +2 (DI/DO);2 RO ;2 AI ;1 AO
- 30kW...75kW : 8 DI ;1DO ;3RO ;3AI ;2AO
- DC choke inbuilt from 30kW and above
- Heavy duty 150%In for 60sec & 180%In for 2sec
- Embedded STO SIL3
- On board A/B/I & SinCos 1Vpp encoder
- Chemical class for harsh environment 3C3
- High-speed native multi-Ethernet connectivity – real-time communication
- 1 ms application cycle time

ATV340 Modular Drive: Power & Supply Voltage: 0.75 – 22 kW & 400/480 V three phase

ATV340 Ethernet Drive(ATV340***N4E): Power & Supply Voltage: 0.75 – 75 kW & 400/480 V three phase

ND	kW		Max. continuous current (A)		Reference	Unit MRP [₹]
	ND	HD	ND	HD		
Three phase-Supply Voltage: 380...480V (Modular)						
1.1		0.75	2.8	2.2	ATV340U07N4	On Request
2.2		1.5	5.6	4	ATV340U15N4	On Request
3		2.2	7.2	5.6	ATV340U22N4	On Request
4		3	9.3	7.2	ATV340U30N4	On Request
5.5		4	12.7	9.3	ATV340U40N4	On Request
7.5		5.5	16.5	12.7	ATV340U55N4	On Request
11		7.5	24	16.5	ATV340U75N4	On Request
15		11	32	24	ATV340D11N4	On Request
18.5		15	39	32	ATV340D15N4	On Request
22		18.5	46	39	ATV340D18N4	On Request
30		22	62	46	ATV340D22N4	On Request
Three phase-Supply Voltage: 380...480V (With Ethernet)						
1.1		0.75	2.8	2.2	ATV340U07N4E	On Request
2.2		1.5	5.6	4	ATV340U15N4E	On Request
3		2.2	7.2	5.6	ATV340U22N4E	On Request
4		3	9.3	7.2	ATV340U30N4E	On Request
5.5		4	12.7	9.3	ATV340U40N4E	On Request
8		5.5	16.5	12.7	ATV340U55N4E	On Request
11		8	24	16.5	ATV340U75N4E	On Request
15		11	32	24	ATV340D11N4E	On Request
18.5		15	39	32	ATV340D15N4E	On Request
22		18.5	46	39	ATV340D18N4E	On Request
30		22	62	46	ATV340D22N4E	On Request
37		30	74.5	61.5	ATV340D30N4E	On Request
45		37	88	74.5	ATV340D37N4E	On Request
55		45	106	88	ATV340D45N4E	On Request
75		55	145	106	ATV340D55N4E	On Request
90		75	173	145	ATV340D75N4E	On Request

Please contact Customer Care Center for Stockable and Non stockable status of references.

NORMAL STOCK ITEMS

W.E.F. August 31, 2021



How do you benefit from Altivar Process's application expertise?



ROD PUMPS



MIXERS



HOISTING

ATV 900

- DC Bus sharing and 4Q apps. using ATV980/990
- Control all types of synchronous motors as well as async. motors in open or closed loop,
- Manage master/slave apps such as conveyor with multi drive link
- Increase asset life using dedicated hoisting, PCP/ESP and rod pump applications functions

Demanding Applications

ATV 600

- Monitor energy consumption, energy based KPIs with 95% accuracy
- Monitor pump operation state and efficiency (BEP)
- Control multi pump applications in WWW & F&B environments with
- Dedicated motor & asset protection functions such as pump and pipe protection

Fluid & Gas Applications



FANS



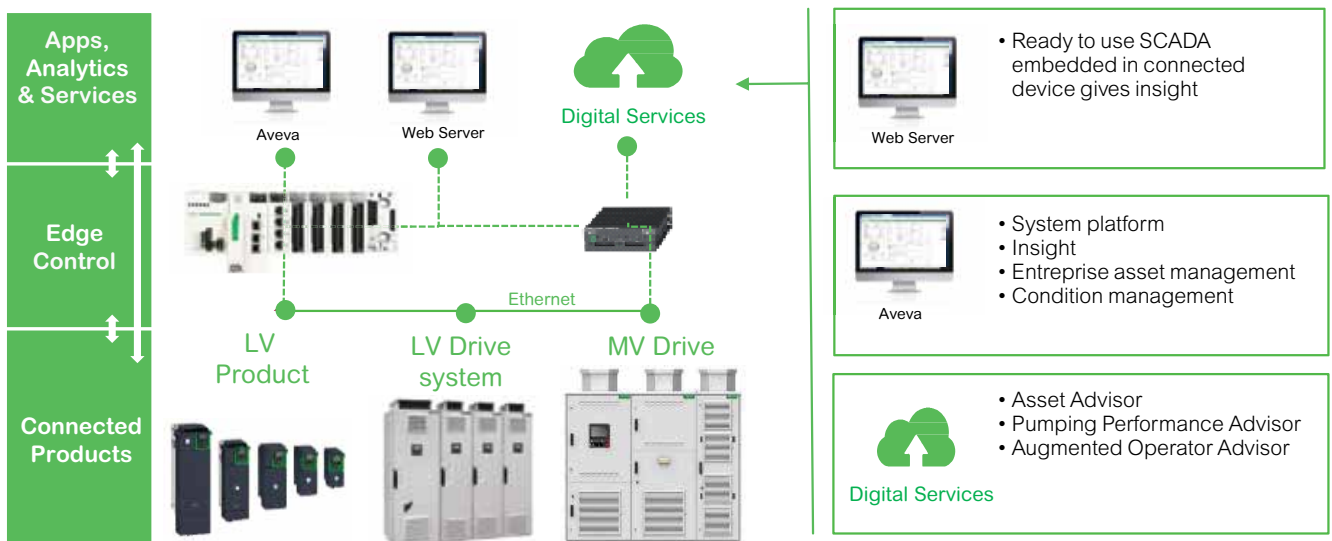
CENTRIF. PUMPS



COMPRESSORS

Motor's Data Flow within EcoStruxure

EcoStruxure™ Innovation At Every Level



Please contact Customer Care Center for Stockable and Non stockable status of references.

NORMAL STOCK ITEMS

W.E.F. August 31, 2021

Altivar Process Drives for industrial utility applications

Altivar process drives deliver added-value services to enable business and process optimization through improved life cycle asset management and optimized energy consumption. Designed to assist OEMs, system integrators, and industrial process owners, Altivar process drives improve process performance by enabling full information and operational technology convergence. Embedded PlantStruxure™ and Foxboro™ Evo architectures simplify system integration.



Water applications

- Booster pumps
- Lift station pumps
- Desalination pumps
- Water supply pumps
- Water suction pumps
- Progressing cavity pumps
- Influent and effluent pumps
- Secondary clean water pumps



Oil & Gas applications

- Rod pumps
- Feed pumps
- Pipeline, booster, and unloading pumps
- Water injection pumps
- Reciprocating and centrifugal compressors
- Progressing cavity pumps
- Electric submersible pumps



Mining & Metals applications

- Rod pumps
- Feed pumps
- Pipeline, booster, and unloading pumps
- Water injection pumps
- Reciprocating and centrifugal compressors
- Progressing cavity pumps
- Electric submersible pumps



	Altivar 630	Altivar 650	Altivar 930	Altivar 950
Voltage	480	480	480	480
kW	0.75 – 315 kW	0.75 – 90 kW	0.75 – 315 kW	0.75 – 90 kW
Enclosure	UL Type 1 Heatsink kit option: 125 – 250 hp	UL Type 12	UL Type 1 Heatsink kit option: 125 – 250 hp	UL Type 12
Application functions	Multi-pump control, > 30 pump functions, fans, and simple material handling	Multi-pump control, > 30 pump functions, fans, and simple material handling	Load share, master slave, safety inputs, dynamic braking	Master slave, safety inputs, dynamic braking
Performance	Normal or heavy duty	Normal or heavy duty	High-torque capacity encoder options, dual Ethernet ports	High-torque capacity encoder options, dual Ethernet ports

Please contact Customer Care Center for Stockable and Non stockable status of references.

NORMAL STOCK ITEMS



W.E.F. August 31, 2021

Altivar Process ATV630 : Variable Speed IIOT Drive dedicated to process

Industry and Utilities (Pump & Fan) from 0.75 kW to 315 kW.



- Alfa-numeric and graphical display to monitor trends and values
- Inbuilt features dedicated for Pump eg. Pump Curves, Pipe fill, Anti Jam, Pipe cleaning etc
- Calculative power consumption with respect to flow (kwh/m³)
- VFD designed for 50 deg C without derating.
- In Built choke & EMC Filter
- Integrated Modbus & Modbus TCP/IP (Ethernet)
- Web server inbuilt
- Ethernet & Modbus in Built
- QR code feature in built to get documents access on line and register service request directly from QR code.



ND	kW		Max. continuous current (A)		Reference	Unit MRP [₹]
	ND	HD	ND	HD		
Three phase-Supply Voltage:380...480V (IP21)						
0.75		0.37	2.2	1.5	ATV630U07N4	On Request
1.5		0.75	4	2.2	ATV630U15N4	On Request
2.2		1.5	5.6	4	ATV630U22N4	On Request
3		2.2	7.2	5.6	ATV630U30N4	On Request
4		3	9.3	7.2	ATV630U40N4	On Request
5.5		4	12.7	9.3	ATV630U55N4	On Request
7.5		5.5	16.5	12.7	ATV630U75N4	On Request
11		7.5	23.5	16.5	ATV630D11N4	On Request
15		11	31.7	23.5	ATV630D15N4	On Request
18.5		15	39.2	31.7	ATV630D18N4	On Request
22		18.5	46.3	39.2	ATV630D22N4	On Request
30		22	61.5	46.3	ATV630D30N4	On Request
37		30	74.5	61.5	ATV630D37N4	On Request
45		37	88	74.5	ATV630D45N4	On Request
55		45	106	88	ATV630D55N4	On Request
75		55	145	106	ATV630D75N4	On Request
90		75	173	145	ATV630D90N4	On Request
110		90	211	173	ATV630C11N4	On Request
132		110	250	211	ATV630C13N4	On Request
160		132	302	250	ATV630C16N4	On Request
220		160	427	302	ATV630C22N4	On Request
250		220	481	387	ATV630C25N4	On Request
315		250	616	481	ATV630C31N4	On Request
Three phase-Supply Voltage: 380...480V (IP55)						
0.75		0.37	2.2	1.5	ATV650U07N4	On Request
1.5		0.75	4	2.2	ATV650U15N4	On Request
2.2		1.5	5.6	4	ATV650U22N4	On Request
3		2.2	7.2	5.6	ATV650U30N4	On Request
4		3	9.3	7.2	ATV650U40N4	On Request
5.5		4	12.7	9.3	ATV650U55N4	On Request
7.5		5.5	16.5	12.7	ATV650U75N4	On Request
11		7.5	23.5	16.5	ATV650D11N4	On Request
15		11	31.7	23.5	ATV650D15N4	On Request
18.5		15	39.2	31.7	ATV650D18N4	On Request
22		18.5	46.3	39.2	ATV650D22N4	On Request
30		22	61.5	46.3	ATV650D30N4	On Request
37		30	74.5	61.5	ATV650D37N4	On Request
45		37	88	74.5	ATV650D45N4	On Request
55		45	106	88	ATV650D55N4	On Request
75		55	145	106	ATV650D75N4	On Request
90		75	173	145	ATV650D90N4	On Request

Please contact Customer Care Center for Stockable and Non stockable status of references.

NORMAL STOCK ITEMS

W.E.F. August 31, 2021

Altivar Process ATV930: Variable speed drives dedicated to constant torque application with excellent motor control and connectivity capabilities (0.75kW to 315kW)



- Alfa-numeric and graphical display to monitor trends and values.
- Calculative power consumption with respect to flow (kwh/m³).
- VFD designed for 50 deg C without derating.
- In Built choke & EMC Filter
- Integrated Modbus & dual Ethernet port
- Web server in built
- Macro configuration of hoisting & conveyor are available
- Ethernet & Modbus in Built
- QR code feature in built to get documents access on line and register service request directly from QR code.



ND	kW		Max. continuous current (A)		Reference	Unit MRP [₹]
	ND	HD	ND	HD		
Three phase-Supply Voltage: 380...480V (IP21)						
0.75		0.37	2.2	1.5	ATV930U07N4	On Request
1.5		0.75	4	2.2	ATV930U15N4	On Request
2.2		0.75	5.6	4	ATV930U22N4	On Request
3		1.5	7.2	5.6	ATV930U30N4	On Request
4		2.2	9.3	7.2	ATV930U40N4	On Request
5.5		3	12.7	9.3	ATV930U55N4	On Request
7.5		4	16.5	12.7	ATV930U75N4	On Request
11		5.5	23.5	16.5	ATV930D11N4	On Request
15		7.5	31.7	23.5	ATV930D15N4	On Request
18.5		15	39.2	31.7	ATV930D18N4	On Request
22		18.5	46.3	39.2	ATV930D22N4	On Request
30		22	61.5	46.3	ATV930D30N4	On Request
37		30	74.5	61.5	ATV930D37N4	On Request
45		37	88	74.5	ATV930D45N4	On Request
55		45	106	88	ATV930D55N4C*	On Request
55		45	106	88	ATV930D55N4	On Request
75		55	145	106	ATV930D75N4C*	On Request
75		55	145	106	ATV930D75N4	On Request
90		75	173	145	ATV930D90N4C*	On Request
90		75	173	145	ATV930D90N4	On Request
110		90	211	173	ATV930C11N4C*	On Request
110		90	211	173	ATV930C11N4	On Request
132		110	250	211	ATV930C13N4C*	On Request
132		110	250	211	ATV930C13N4	On Request
160		132	302	250	ATV930C16N4C*	On Request
160		132	302	250	ATV930C16N4	On Request
220		160	427	302	ATV930C22N4C*	On Request
220		160	427	302	ATV930C22N4	On Request
250		200	481	387	ATV930C25N4C*	On Request
315		250	616	481	ATV930C31N4C*	On Request
Three phase-Supply Voltage: 380...480V (IP55)						
0.75		0.37	2.2	1.5	ATV950U07N4	On Request
1.5		0.75	4	2.2	ATV950U15N4	On Request
2.2		0.75	5.6	4	ATV950U22N4	On Request
3		1.5	7.2	5.6	ATV950U30N4	On Request
4		2.2	9.3	7.2	ATV950U40N4	On Request
5.5		3	12.7	9.3	ATV950U55N4	On Request
7.5		4	16.5	12.7	ATV950U75N4	On Request
11		5.5	23.5	16.5	ATV950D11N4	On Request
15		7.5	31.7	23.5	ATV950D15N4	On Request
18.5		15	39.2	31.7	ATV950D18N4	On Request
22		18.5	46.3	39.2	ATV950D22N4	On Request
30		22	61.5	46.3	ATV950D30N4	On Request
37		30	74.5	61.5	ATV950D37N4	On Request
45		37	88	74.5	ATV950D45N4	On Request
55		45	106	88	ATV950D55N4	On Request
75		55	145	106	ATV950D75N4	On Request
90		75	173	145	ATV950D90N4	On Request

*Reference ending with 'C' is without braking unit

Please contact Customer Care Center for Stockable and Non stockable status of references.

NORMAL STOCK ITEMS

W.E.F. August 31, 2021



Altivar Process Modular ATV6XX/9XX

LV Variable Speed Drive

Altivar Process Modular 110kW to 1200kW, 415V & 690V

The Altivar™ Process is the first services-oriented Low Voltage & Medium Voltage Drives allowing End Users with its energy management services and assets management capabilities, to:

- Measure their plant's energy consumption
- Control process equipment at its best efficiency
- Implement real-time asset management and predictive maintenance
- The Altivar™ Process Modular complete the Altivar Process line-up with a solution to address high end applications.
- The Altivar™ Process Modular offer partners capability to:
- Lower inventories mix while providing flexibility for faster deliveries.
- Standardized design and manufacturing processes of systems drives
- Gain efficiency in servicing end customer
- Available in 48% THDi or with 3-level AFE design that is lower than 3% THDi and with less stress on motor.

Standard Offer Drive Ratings For 380...480 V

Normal Duty - 400 V

Modular Single Drive	Nominal Power kW	Power Part Supply		Drive (output)			Unit MRP [₹]
		Input Current At 400 Vac	Apparent Power	Nominal Current (1)	Max. Transient current (1)		
		A	kVA	A	ATV600 (2)	ATV900 (3)	
ATV•A0C11Q4	110	198	137	211	232	253	On Request
ATV•A0C13Q4	132	233	161	250	275	300	On Request
ATV•A0C16Q4	160	278	193	302	332	362	On Request
ATV•A0C20Q4	200	352	244	370	407	444	On Request
ATV•A0C25Q4	250	432	299	477	525	572	On Request
ATV•A0C31Q4	315	538	373	590	649	708	On Request
ATV•A0C35Q4	355	611	423	660	726	792	On Request
ATV•A0C40Q4	400	681	472	730	803	876	On Request
ATV•A0C45Q4	450	764	529	830	913	996	On Request
ATV•A0C50Q4	500	846	586	900	990	1,080	On Request
ATV•A0C56Q4	560	948	657	1,020	1,122	1,224	On Request
ATV•A0C63Q4	630	1,058	733	1,140	1,254	1,368	On Request
ATV•A0C71Q4	710	1,192	826	1,260	1,386	1,512	On Request
ATV•A0C80Q4	800	1,335	925	1,420	1,562	1,704	On Request

Heavy Duty - 400 V

Modular Single Drive	Nominal Power kW	Power Part Supply		Drive (output)			Unit MRP [₹]
		Input Current At 400 Vac	Apparent Power	Nominal Current (1)	Max. Transient current (1) (2)		
		A	kVA	A	ATV600	ATV900	
ATV•A0C11Q4	90	167	116	173	260	260	On Request
ATV•A0C13Q4	110	198	137	211	317	317	On Request
ATV•A0C16Q4	132	233	161	250	375	375	On Request
ATV•A0C20Q4	160	290	201	302	453	453	On Request
ATV•A0C25Q4	200	353	245	370	555	555	On Request
ATV•A0C31Q4	250	432	299	477	716	716	On Request
ATV•A0C35Q4	280	489	339	520	780	780	On Request
ATV•A0C40Q4	315	545	378	590	885	885	On Request
ATV•A0C45Q4	355	611	423	660	990	990	On Request
ATV•A0C50Q4	400	681	472	730	1,095	1,095	On Request
ATV•A0C56Q4	450	767	531	830	1,245	1,245	On Request
ATV•A0C63Q4	500	849	588	900	1,350	1,350	On Request
ATV•A0C71Q4	560	951	659	1,020	1,530	1,530	On Request
ATV•A0C80Q4	630	1,061	735	1,140	1,710	1,710	On Request

Normal Duty - 690 V

Modular Single Drive	Nominal Power kW	Power Part Supply		Drive (output)			Unit MRP [₹]
		Input Current At 690 Vac	Apparent Power	Nominal Current (1)	Max. Transient current (1)		
		A	kVA	A	ATV600 (2)	ATV900 (3)	
ATV•A0C11Q6	110	118	141	125	138	150	On Request
ATV•A0C13Q6	132	138	165	145	160	174	On Request
ATV•A0C16Q6	160	163	195	175	193	210	On Request
ATV•A0C20Q6	200	200	239	215	237	258	On Request
ATV•A0C25Q6	250	255	305	275	303	330	On Request
ATV•A0C31Q6	315	316	378	340	374	408	On Request
ATV•A0C40Q6	400	394	471	425	468	510	On Request
ATV•A0C50Q6	500	495	592	520	572	624	On Request
ATV•A0C63Q6	630	615	735	650	715	780	On Request
ATV•A0C80Q6	800	776	927	830	913	996	On Request
ATV•A0M10Q6	1,000	969	1,158	1,030	1,133	1,236	On Request
ATV•A0M12Q6	1,200	1,161	1,388	1,230	1,353	1,476	On Request

Please contact Customer Care Center for Stockable and Non stockable status of references.

NORMAL STOCK ITEMS

W.E.F. August 31, 2021

Heavy Duty - 690 V

Modular Single Drive	Nominal Power kW	Power Part Supply		Drive (output)			Unit MRP [₹]
		Input Current At 690 Vac	Apparent Power	Nominal Current (1)	Max. Transient current (1) (2)		
		A	kVA	A	ATV600 A	ATV900 A	
ATV•A0C11Q6	90	100	120	105	158	158	On Request
ATV•A0C13Q6	110	118	141	125	188	188	On Request
ATV•A0C16Q6	132	138	165	145	218	218	On Request
ATV•A0C20Q6	160	163	195	175	263	263	On Request
ATV•A0C25Q6	200	211	252	215	323	323	On Request
ATV•A0C31Q6	250	255	305	275	413	413	On Request
ATV•A0C40Q6	315	316	378	340	510	510	On Request
ATV•A0C50Q6	400	401	479	425	638	638	On Request
ATV•A0C63Q6	500	495	592	520	780	780	On Request
ATV•A0C80Q6	630	619	740	650	975	975	On Request
ATV•A0M10Q6	800	779	931	830	1,245	1,245	On Request
ATV•A0M12Q6	1,000	971	1,160	1,030	1,545	1,545	On Request

LH/Regen offer

Normal Duty - 400 V

Modular Single Drive	Nominal Power kW	Power Part Supply		Drive (output)			Unit MRP [₹]
		Input Current At 400 Vac	Apparent Power	Nominal Current (1)	Max. Transient current (1)		
		A	kVA	A	ATV600 (2) A	ATV900 (3) A	
ATV•B0C11Q4	110	175	121	211	232	253	On Request
ATV•B0C13Q4	132	208	144	250	275	300	On Request
ATV•B0C16Q4	160	252	174	302	332	362	On Request
ATV•B0C20Q4	200	313	217	370	407	444	On Request
ATV•B0C25Q4	250	389	270	477	525	572	On Request
ATV•B0C31Q4	315	491	340	590	649	708	On Request
ATV•B0C35Q4	355	553	383	660	726	792	On Request
ATV•B0C40Q4	400	620	429	730	803	876	On Request
ATV•B0C45Q4	450	697	483	830	913	996	On Request
ATV•B0C50Q4	500	775	537	900	990	1,080	On Request
ATV•B0C56Q4	560	868	601	1,020	1,122	1,224	On Request
ATV•B0C63Q4	630	971	673	1,140	1,254	1,368	On Request
ATV•B0C71Q4	710	1,094	758	1,260	1,386	1,512	On Request
ATV•B0C80Q4	800	1,227	850	1,420	1,562	1,704	On Request

Please contact Customer Care Center for Stockable and Non stockable status of references.

NORMAL STOCK ITEMS

W.E.F. August 31, 2021

LH/Regen offer

Normal Duty - 690 V

Modular Single Drive	Nominal Power kW	Power Part Supply		Drive (output)			Unit MRP [₹]
		Input Current At 690 Vac	Apparent Power	Nominal Current (1)	Max. Transient current (1)		
		A	kVA	A	ATV600 (2)	ATV900 (3)	
ATV•B0C11Q6	110	102	122	125	138	150	On Request
ATV•B0C13Q6	132	122	146	145	160	174	On Request
ATV•B0C16Q6	160	148	177	175	193	210	On Request
ATV•B0C20Q6	200	183	219	215	237	258	On Request
ATV•B0C25Q6	250	228	273	275	303	330	On Request
ATV•B0C31Q6	315	287	343	340	374	408	On Request
ATV•B0C40Q6	400	363	434	425	468	510	On Request
ATV•B0C50Q6	500	453	541	520	572	624	On Request
ATV•B0C63Q6	630	568	678	650	715	780	On Request
ATV•B0C80Q6	800	718	859	830	913	996	On Request
ATV•B0M10Q6	1,000	898	1,073	1,030	1,133	1,236	On Request
ATV•B0M12Q6	1,200	1,078	1,288	1,230	1,353	1,476	On Request

Heavy Duty - 690 V

Modular Single Drive	Nominal Power kW	Power Part Supply		Drive (output)			Unit MRP [₹]
		Input Current At 690 Vac	Apparent Power	Nominal Current (1)	Max. Transient current (1) (2)		
		A	kVA	A	ATV600	ATV900	
ATV•B0C11Q6	90	85	101	105	158	158	On Request
ATV•B0C13Q6	110	102	122	125	188	188	On Request
ATV•B0C16Q6	132	122	146	145	218	218	On Request
ATV•B0C20Q6	160	148	177	175	263	263	On Request
ATV•B0C25Q6	200	183	219	215	323	323	On Request
ATV•B0C31Q6	250	228	273	275	413	413	On Request
ATV•B0C40Q6	315	287	343	340	510	510	On Request
ATV•B0C50Q6	400	362	433	425	638	638	On Request
ATV•B0C63Q6	500	453	541	520	780	780	On Request
ATV•B0C80Q6	630	569	680	650	975	975	On Request
ATV•B0M10Q6	800	718	859	830	1,245	1,245	On Request
ATV•B0M12Q6	1,000	898	1,073	1,030	1,545	1,545	On Request

Please contact Customer Care Center for Stockable and Non stockable status of references.

NORMAL STOCK ITEMS

W.E.F. August 31, 2021



Reduce mechanical stress on your machines

Altistart 01
Altistart 22
Altistart 48

Complete range of soft starters from 0.37 kW (3 Amps)
to 900 kW (1200 Amps)



Altistart range: soft starters designed for your machines

Small and simple



The best partner for simple machines from 0.37 to 15 kW

Altistart 01 - small footprint and high soft start value

- Designed for 1-phase and 3-phase AC motors and simple machines
- Minimum dimensions (22.5 mm/45 mm width)
- Quick and easy set-up
- Suppression of torque surges at startup
- Limitation of current peaks
- Suppression of voltage drops
- Side-by-side mounting

All-in-one device



Covers most light-duty industrial applications from 4 to 400 kW

Altistart 22 - compact soft start/soft stop unit with integrated by-pass

- Designed for 3-phase AC motors and standard applications
- True 3-phase control
- Integrated by-pass contactor for compact design, reduced wiring time, low heat dissipation
- Voltage and torque control to manage soft start/soft stop
- Complete motor/starter/application protection
- Integrated modbus communication
- Type 1 coordination
- User-friendly human machine interface (HMI)

High performance with TCS concept



Dedicated to heavy-duty industrial applications from 4 to 900 kW

Altistart 48 - high-performance soft starter

- Designed for 3-phase AC motors and harsh applications (starting time >30s)
- Patented torque control system (TCS) to manage soft start and dynamic breaking
- Motor thermal protection and motor preheating function
- Machine under- and overload protection
- Cascaded starting and deceleration of a number of motors
- Integrated modbus communication and other gateway solutions
- Type 2 coordination
- Large number of configurable I/O
- Automatic restart
- Plug-and-play factory setting

Soft Starter

ATS01 Soft Start – Soft Stop Unit (For Simple Machines)



[Us] Rated Supply Voltage	Network Number of Phases	Motor Power kW	Starting Time	[Ie] Rated Operational Current (A)	Reference	Unit MRP [₹]
380...415V 50.....60Hz	3	1.5kW/2.2kW/3kW	adjustable from 1 to 10s	6	ATS01N206QN	On Request
		4kW	adjustable from 1 to 10s	9	ATS01N209QN	On Request
		5.5kW	adjustable from 1 to 10s	12	ATS01N212QN	On Request
		7.5kW/11kW	adjustable from 1 to 10s	22	ATS01N222QN	On Request
		15kW	adjustable from 1 to 10s	32	ATS01N232QN	On Request

ATS22 Soft Starter: Soft Starter for Utilities i.e. Pump & fan



- Embedded shorting contactor
- Size reduction: average of 25% less compare to ATS48 alone (without additional by-pass)
- Full starter and motor protections
- True three phases control
- Modbus in Built

kW (400 V)	Nominal Current (Amps)	Reference	Unit MRP [₹]
Three phase-Supply Voltage: 230V...440V			
7.5	17	ATS22D17Q	On Request
15	32	ATS22D32Q	On Request
22	47	ATS22D47Q	On Request
30	62	ATS22D62Q	On Request
37	75	ATS22D75Q	On Request
45	88	ATS22D88Q	On Request
55	110	ATS22C11Q	On Request
75	140	ATS22C14Q	On Request
90	170	ATS22C17Q	On Request
110	210	ATS22C21Q	On Request
132	250	ATS22C25Q	On Request
160	320	ATS22C32Q	On Request
220	410	ATS22C41Q	On Request
250	480	ATS22C48Q	On Request
315	590	ATS22C59Q	On Request

Please contact Customer Care Center for Stockable and Non stockable status of references.

NORMAL STOCK ITEMS

W.E.F. August 31, 2021

ATS48 Soft start-soft stop units for 3-phase asynchronous motors

from 4 to 1200 kW



- Thermal protection of the motor
- Protection of the machine: under load and overload with adjustable threshold and times, locked rotor, control of the direction of rotation
- Control of starter bypass contactor to prevent heat dissipation
- Numerous configurable inputs/outputs
- Modbus Integrated

Altistart 48 offers you the benefits of its patented Torque Control System (TCS). Ready for immediate start-up, with simplified wiring and extended communication functions, it can be integrated at the heart of your applications in complete simplicity

For STD Application kW (400V)	For Severe Application kW (400V)	For STD Application Nominal Current (Amps)	For Severe Application Nominal Current (Amps)	Reference	Unit MRP [₹]
Three phase-Supply Voltage: 230V...415V					
7.5	5.5	17	12	ATS48D17Q	On Request
11	7.5	22	17	ATS48D22Q	On Request
15	11	32	22	ATS48D32Q	On Request
19	15	38	32	ATS48D38Q	On Request
22	18.5	47	38	ATS48D47Q	On Request
30	22	62	47	ATS48D62Q	On Request
37	30	75	62	ATS48D75Q	On Request
45	37	88	75	ATS48D88Q	On Request
55	45	110	88	ATS48C11Q	On Request
75	55	140	110	ATS48C14Q	On Request
90	75	170	140	ATS48C17Q	On Request
110	90	210	170	ATS48C21Q	On Request
132	110	250	210	ATS48C25Q	On Request
160	132	320	250	ATS48C32Q	On Request
220	160	410	320	ATS48C41Q	On Request
250	220	480	410	ATS48C48Q	On Request
315	250	590	480	ATS48C59Q	On Request
355	315	660	590	ATS48C66Q	On Request
400	355	790	660	ATS48C79Q	On Request
500	400	1000	790	ATS48M10Q	On Request
630	500	1200	1000	ATS48M12Q	On Request

Please contact Customer Care Center for Stockable and Non stockable status of references.

NORMAL STOCK ITEMS

W.E.F. August 31, 2021



Zelio 2 compact smart relay with display




Zelio 2 compact smart relay without display



Zelio 2 modular smart relay with display

Relays

Description	Reference	Unit MRP 
Voltage 24V DC		
Zelio Logic module - 10 I O, RLY - w/o clock - with display	SR2A101BD <input checked="" type="checkbox"/>	13667
Zelio Logic module - 20 I O, RLY - w/o clock - with display	SR2A201BD <input checked="" type="checkbox"/>	22310
Zelio Logic module - 12 I O, TRN - with clock - with display	SR2B121BD <input checked="" type="checkbox"/>	12498
Zelio Logic module - 12 I O, TRN - with clock - with display	SR2B122BD	18747
Zelio Logic module - 20 I O, RLY - with clock - with display	SR2B201BD <input checked="" type="checkbox"/>	24821
Zelio Logic module - 20 I O, RLY - with clock - with display	SR2B202BD	25814
Zelio Logic module - 10 I O, RLY - w/o clock - w/o display	SR2D101BD <input checked="" type="checkbox"/>	9066
Zelio Logic module - 20 I O, RLY - w/o clock - w/o display	SR2D201BD <input checked="" type="checkbox"/>	20032
Zelio Logic module - 12 I O, RLY - with clock - w/o display	SR2E121BD	12848
Zelio Logic module - 20 I O, RLY - with clock - w/o display	SR2E201BD	24295
Zelio Logic module - 10 I O, RLY - with clock - with display	SR3B101BD	15068
Zelio Logic module - 10 I O, TRN - with clock - with display	SR3B102BD	13900
Zelio Logic module - 26 I O, RLY - with clock - with display	SR3B261BD <input checked="" type="checkbox"/>	31303
Zelio Logic module - 26 I O, TRN - with clock - with display	SR3B262BD	31361
Voltage 100-240V AC		
Zelio Logic module - 10 I O, RLY - w/o clock - with display	SR2A101FU <input checked="" type="checkbox"/>	15476
Zelio Logic module - 20 I O, RLY - w/o clock - with display	SR2A201FU <input checked="" type="checkbox"/>	22952
Zelio Logic module - 12 I O, RLY - with clock - with display	SR2B121FU <input checked="" type="checkbox"/>	15359
Zelio Logic module - 20 I O, RLY - with clock - with display	SR2B201FU <input checked="" type="checkbox"/>	25522
Zelio Logic module - 10 I O, RLY - w/o clock - w/o display	SR2D101FU	11154
Zelio Logic module - 20 I O, RLY - w/o clock - w/o display	SR2D201FU	23653
Zelio Logic module - 12 I O, RLY - with clock - w/o display	SR2E121FU	14134
Zelio Logic module - 20 I O, RLY - with clock - w/o display	SR2E201FU	26573
Zelio Logic module - 10 I O, RLY - with clock - with display	SR3B101FU	16936
Zelio Logic module - 26 I O, RLY - with clock - with display	SR3B261FU <input checked="" type="checkbox"/>	32354
Voltage 12V DC		
Zelio Logic module - 12 I O - with clock - with display	SR2B121JD	16061
Zelio Logic module - 20 I O - with clock - with display	SR2B201JD	20440
Voltage 24V AC		
Zelio Logic module - 12 I O - with clock - with display	SR2B121B	16061
Zelio Logic module - 20 I O - with clock - with display	SR2B201B	30720
Zelio Logic module - 20 I O - with clock - w/o display	SR2E201B	24412
Zelio Logic module - 10 I O - with clock - with display	SR3B101B	17053
Zelio Logic module - 24 I O - with clock - with display	SR3B261B	34165

Note: Zelio Smart Relays are also available in other voltages. Please contact our nearest Sales Office for the same.

Please contact Customer Care Center for Stockable and Non stockable status of references.

NORMAL STOCK ITEMS

W.E.F. August 31, 2021



I/O Extension module

I/O Extension modules

Description	Reference	Unit MRP [₹]
discrete I/O extension module - 6 I O 4DI, 2DO - 24 V DC	SR3XT61BD	6330
discrete I/O extension module - 6 I O 4DI, 2DO	SR3XT61FU	6555
discrete I/O extension module - 10 I O 6DI, 4DO - 24 V DC	SR3XT101BD <input checked="" type="checkbox"/>	6807
discrete I/O extension module - 10 I O 6DI, 4DO	SR3XT101FU	8250
discrete I/O extension module - 14 I O 8DI, 6DO - 24 V AC	SR3XT141B	11302
discrete I/O extension module - 14 I O 8DI, 6DO - 24 V DC	SR3XT141BD <input checked="" type="checkbox"/>	9389
discrete I/O extension module - 14 I O 8DI, 6DO	SR3XT141FU	9977
Analogue I/O extension module - 2 AI/ 2AO	SR3XT43BD	15040

Accessories

Description	Reference	Unit MRP [₹]
SUB-D 9-pin PC connecting cable - 3 m	SR2CBL01 <input checked="" type="checkbox"/>	7762
SUB-D 9-pin modem connecting cable - 0.5 m	SR2CBL07 <input checked="" type="checkbox"/>	13734
communication interface	SR2COM01	15398
documentation - programming on the smart relay - EN	SR2MAN01EN	3043
memory cartridge firmware - up to v 2.4 - EEPROM	SR2MEM01 <input checked="" type="checkbox"/>	2690
memory cartridge firmware - for v 3.0 - EEPROM	SR2MEM02 <input checked="" type="checkbox"/>	2461
modem interface - analog PSTN	SR2MOD01	63358
modem interface - GSM	SR2MOD02	53766
programming software "Zelio Soft 2" multilingual - CD-ROM	SR2SFT01	2594
USB PC connecting cable - 3 m	SR2USB01 <input checked="" type="checkbox"/>	12508

Please contact Customer Care Center for Stockable and Non stockable status of references.

NORMAL STOCK ITEMS

W.E.F. August 31, 2021



- 10 A relays with 1 C/O contact and 5 A relays with 2 C/O contacts.
- Sockets with separate contact terminals, screw connector connection and built-in plastic maintaining clamp, 35mm DIN rail mounting and Panel mounting.
- Optional modules for additional protection

RXG Interface Relays

NEW

Product description	Reference	Unit MRP [₹]
1CO 10A Relay +LTB-LED 48VAC	RXG11E7	656
1CO 10A Relay +LTB-LED 120VAC	RXG11F7	656
1CO 10A Relay +LTB-LED 220VAC	RXG11M7	668
1CO 10A Relay +LTB-LED 230VAC	RXG11P7	655
1CO 10A Relay +LTB-LED 6VDC	RXG11RD	529
1CO 10A Relay +LTB-LED 12VDC	RXG11JD	529
1CO 10A Relay +LTB-LED 24VDC	RXG11BD	526
1CO 10A Relay +LTB-LED 48VDC	RXG11ED	529
1CO 10A Relay +LTB-LED 60VDC	RXG11ND	529
1CO 10A Relay +LTB-LED 110VDC	RXG11FD	529
1CO 10A Relay +LTB+LED 24VAC	RXG12B7	712
1CO 10A Relay +LTB+LED 48VAC	RXG12E7	712
1CO 10A Relay +LTB+LED 120VAC	RXG12F7	712
1CO 10A Relay +LTB+LED 220VAC	RXG12M7	712
1CO 10A Relay +LTB+LED 230VAC	RXG12P7	712
1CO 10A Relay +LTB+LED 6VDC	RXG12RD	582
1CO 10A Relay +LTB+LED 12VDC	RXG12JD	582
1CO 10A Relay +LTB+LED 24VDC	RXG12BD	593
1CO 10A Relay +LTB+LED 60VDC	RXG12ND	582
1CO 10A Relay +LTB+LED 110VDC	RXG12FD	582
1CO 10A Relay-LTB+LED 48VAC	RXG13E7	685
1CO 10A Relay-LTB+LED 220VAC	RXG13M7	685
1CO 10A Relay-LTB+LED 230VAC	RXG13P7	697
1CO 10A Relay-LTB+LED 6VDC	RXG13RD	553
1CO 10A Relay-LTB+LED 24VDC	RXG13BD	553
1CO 10A Relay-LTB+LED 48VDC	RXG13ED	553
1CO 10A Relay-LTB+LED 60VDC	RXG13ND	553
1CO 10A Relay-LTB+LED 110VDC	RXG13FD	553
1CO 10A Relay Clear 24VAC	RXG15B7	593
1CO 10A Relay Clear 48VAC	RXG15E7	593
1CO 10A Relay Clear 120VAC	RXG15F7	593
1CO 10A Relay Clear 220VAC	RXG15M7	593
1CO 10A Relay Clear 230VAC	RXG15P7	593
1CO 10A Relay Clear 6VDC	RXG15RD	462
1CO 10A Relay Clear 12VDC	RXG15JD	462
1CO 10A Relay Clear 24VDC	RXG15BD	471
1CO 10A Relay Clear 48VDC	RXG15ED	462
1CO 10A Relay Clear 60VDC	RXG15ND	462
1CO 10A Relay Clear 110VDC	RXG15FD	462
2CO 5A Relay +LTB-LED 24VAC	RXG21B7	706
2CO 5A Relay +LTB-LED 120VAC	RXG21F7	719
2CO 5A Relay +LTB-LED 220VAC	RXG21M7	732

Please contact Customer Care Center for Stockable and Non stockable status of references.

NORMAL STOCK ITEMS

W.E.F. August 31, 2021



- 10 A relays with 1 C/O contact and 5 A relays with 2 C/O contacts.
- Sockets with separate contact terminals, screw connector connection and built-in plastic maintaining clamp, 35mm DIN rail mounting and Panel mounting.
- Optional modules for additional protection

RXG Interface Relays NEW

Product description	Reference	Unit MRP [₹]
2CO 5A Relay +LTB-LED 230VAC	RXG21P7	706
2CO 5A Relay +LTB-LED 6VDC	RXG21RD	592
2CO 5A Relay +LTB-LED 12VDC	RXG21JD	603
2CO 5A Relay +LTB-LED 24VDC	RXG21BD	592
2CO 5A Relay +LTB-LED 48VDC	RXG21ED	592
2CO 5A Relay +LTB-LED 60VDC	RXG21ND	592
2CO 5A Relay +LTB-LED 110VDC	RXG21FD	603
2CO 5A Relay +LTB+LED 24VAC	RXG22B7	792
2CO 5A Relay +LTB+LED 48VAC	RXG22E7	777
2CO 5A Relay +LTB+LED 120VAC	RXG22F7	792
2CO 5A Relay +LTB+LED 220VAC	RXG22M7	777
2CO 5A Relay +LTB+LED 230VAC	RXG22P7	792
2CO 5A Relay +LTB+LED 6VDC	RXG22RD	646
2CO 5A Relay +LTB+LED 12VDC	RXG22JD	646
2CO 5A Relay +LTB+LED 24VDC	RXG22BD	659
2CO 5A Relay +LTB+LED 48VDC	RXG22ED	646
2CO 5A Relay +LTB+LED 60VDC	RXG22ND	646
2CO 5A Relay +LTB+LED 110VDC	RXG22FD	646
2CO 5A Relay-LTB+LED 24VAC	RXG23B7	748
2CO 5A Relay-LTB+LED 48VAC	RXG23E7	748
2CO 5A Relay-LTB+LED 120VAC	RXG23F7	748
2CO 5A Relay-LTB+LED 220VAC	RXG23M7	748
2CO 5A Relay-LTB+LED 230VAC	RXG23P7	761
2CO 5A Relay-LTB+LED 6VDC	RXG23RD	618
2CO 5A Relay-LTB+LED 12VDC	RXG23JD	618
2CO 5A Relay-LTB+LED 24VDC	RXG23BD	618
2CO 5A Relay-LTB+LED 48VDC	RXG23ED	618
2CO 5A Relay-LTB+LED 60VDC	RXG23ND	618
2CO 5A Relay-LTB+LED 110VDC	RXG23FD	618
2CO 5A Relay Clear 48VAC	RXG25E7	656
2CO 5A Relay Clear 220VAC	RXG25M7	656
2CO 5A Relay Clear 230VAC	RXG25P7	656
2CO 5A Relay Clear 6VDC	RXG25RD	525
2CO 5A Relay Clear 12VDC	RXG25JD	525
2CO 5A Relay Clear 24VDC	RXG25BD	535
2CO 5A Relay Clear 48VDC	RXG25ED	525
2CO 5A Relay Clear 60VDC	RXG25ND	525
2CO 5A Relay Clear 110VDC	RXG25FD	525
Accessories		
1CO Separate terminal socket with clamp	RGZE1S35M	332
2CO Separate terminal socket with clamp	RGZE1S48M	367

Please contact Customer Care Center for Stockable and Non stockable status of references.

NORMAL STOCK ITEMS

W.E.F. August 31, 2021

RXM Miniature Relays

Control Circuit Voltage	Reference	Unit MRP [₹]
Without Lockable Test Button without LED		
2 C/O - 5 AMPS		
24 V DC	RXM2LB1BD	403
48 V DC	RXM2LB1ED	457
24 V AC	RXM2LB1B7	421
120 V AC	RXM2LB1F7	421
230 V AC	RXM2LB1P7	412
4 C/O - 3 AMPS		
24 V DC	RXM4LB1BD	465
48 V DC	RXM4LB1ED	535
24 V AC	RXM4LB1B7	510
230 V AC	RXM4LB1P7	465
Without Lockable Test Button with LED		
2 C/O - 5 AMPS		
12 V DC	RXM2LB2JD	465
24 V DC	RXM2LB2BD <input checked="" type="checkbox"/>	433
48 V DC	RXM2LB2ED	465
24 V AC	RXM2LB2B7	465
120 V AC	RXM2LB2F7	465
230 V AC	RXM2LB2P7 <input checked="" type="checkbox"/>	433
36 V DC	RXM2LB2CD	480
110 V DC	RXM2LB2FD	465
4 C/O - 3 AMPS		
12 V DC	RXM4LB2JD	524
24 V DC	RXM4LB2BD <input checked="" type="checkbox"/>	490
48 V DC	RXM4LB2ED	524
24 V AC	RXM4LB2B7	524
120 V AC	RXM4LB2F7	524
230 V AC	RXM4LB2P7 <input checked="" type="checkbox"/>	490
110 V DC	RXM4LB2FD	524

Accessories

Description	Reference	Unit MRP [₹]
Sockets		
Sockets - mixed-screw clamp - relay type RXM2 (without lockable test button)	RXZE1M2C <input checked="" type="checkbox"/>	202
Sockets - mixed-screw clamp - relay type RXM2/RXM4 (without lockable test button)	RXZE1M4C <input checked="" type="checkbox"/>	257

Please contact Customer Care Center for Stockable and Non stockable status of references.

NORMAL STOCK ITEMS

W.E.F. August 31, 2021

RXM*NB Miniature Relays

Control Circuit Voltage	Reference	Unit MRP [₹]
Miniature Relays without Lockable Test-Button, with LED		
2 Change Over - 10 AMPS Contact Rating		
12 V DC	RXM2NB3JD	502
24 V DC	RXM2NB3BD	455
24 V AC	RXM2NB3B7	502
120 V AC	RXM2NB3F7	502
4 Change Over - 5 AMPS Contact Rating		
110 V DC	RXM4NB3FD	573
220 V DC	RXM4NB3MD	669
24 V AC	RXM4NB3B7	573
120 V AC	RXM4NB3F7	573
230 V AC	RXM4NB3P7	536

RXZ Miniature Relay Socket

Description	Reference	Unit MRP [₹]
Accessories		
Sockets		
socket for miniature relay - for RXM2N - with mixed contacts - screw clamp	RXZE2M2N	214
socket for miniature relay - for RXM4N - with mixed contacts - screw clamp	RXZE2M4N	243

Please contact Customer Care Center for Stockable and Non stockable status of references.

NORMAL STOCK ITEMS

W.E.F. August 31, 2021

RXM Miniature Relays

Control Circuit Voltage	Reference	Unit MRP [₹]
Without LED		
2 Change Over - 12 AMPS Contact Rating		
12 V DC	RXM2AB1JD	615
24 V AC	RXM2AB1B7	615
24 V DC	RXM2AB1BD <input checked="" type="checkbox"/>	592
48 V AC	RXM2AB1E7	615
48 V DC	RXM2AB1ED	615
110 V DC	RXM2AB1FD	621
120 V AC	RXM2AB1F7 <input checked="" type="checkbox"/>	615
230 V AC	RXM2AB1P7 <input checked="" type="checkbox"/>	592
3 Change Over - 10 AMPS Contact Rating		
12 V DC	RXM3AB1JD	823
24 V AC	RXM3AB1B7	916
24 V DC	RXM3AB1BD	822
48 V AC	RXM3AB1E7	1032
48 V DC	RXM3AB1ED	1045
120 V AC	RXM3AB1F7	846
230 V AC	RXM3AB1P7	846
4 Change Over - 6 AMPS Contact Rating		
12 V DC	RXM4AB1JD	737
24 V AC	RXM4AB1B7	752
24 V DC	RXM4AB1BD <input checked="" type="checkbox"/>	737
48 V AC	RXM4AB1E7	773
48 V DC	RXM4AB1ED	821
110 V DC	RXM4AB1FD	821
120 V AC	RXM4AB1F7 <input checked="" type="checkbox"/>	752
220 V DC	RXM4AB1MD	821
230 V AC	RXM4AB1P7 <input checked="" type="checkbox"/>	752
240 V AC	RXM4AB1U7	752
With LED		
2 Change Over - 12 AMPS Contact Rating		
12 V DC	RXM2AB2JD	642
24 V AC	RXM2AB2B7	638
24 V DC	RXM2AB2BD <input checked="" type="checkbox"/>	615
48 V AC	RXM2AB2E7	630
48 V DC	RXM2AB2ED	642
110 V DC	RXM2AB2FD	630
120 V AC	RXM2AB2F7 <input checked="" type="checkbox"/>	642
230 V AC	RXM2AB2P7 <input checked="" type="checkbox"/>	615
3 Change Over - 10 AMPS Contact Rating		
12 V DC	RXM3AB2JD	810
24 V AC	RXM3AB2B7	856
24 V DC	RXM3AB2BD	787
48 V DC	RXM3AB2ED	968
120 V AC	RXM3AB2F7	823
230 V AC	RXM3AB2P7	823
4 Change Over - 6 AMPS Contact Rating		
12 V DC	RXM4AB2JD	859
24 V AC	RXM4AB2B7	875
24 V DC	RXM4AB2BD <input checked="" type="checkbox"/>	816
48 V AC	RXM4AB2E7	875
48 V DC	RXM4AB2ED	859
110 V DC	RXM4AB2FD	859
120 V AC	RXM4AB2F7 <input checked="" type="checkbox"/>	875
125 V DC	RXM4AB2GD	899
230 V AC	RXM4AB2P7 <input checked="" type="checkbox"/>	832

RXM Miniature Relays

Control Circuit Voltage	Reference	Unit MRP [₹]
With Low Level Contact		
4 Change Over - 3 AMPS Contact Rating		
12 V DC	RXM4GB1JD	870
	RXM4GB2JD	941
	RXM4GB2B7	923
24 V DC	RXM4GB1BD	886
	RXM4GB2BD	897
	RXM4GB1E7	870
48 V AC	RXM4GB2E7	923
	RXM4GB2ED	923
	RXM4GB1FD	870
110 V DC	RXM4GB2FD	923
	RXM4GB2F7	941
	RXM4GB2P7	923
230 V AC	RXM4GB1P7	860
240 V AC	RXM4GB2U7	897

RXZ Miniature Relays

Description	Reference	Unit MRP [₹]
Accessories		
Sockets		
Socket for miniature relay - Zelio RXZ - with mixed contacts - connectors	RXZE2M114M <input checked="" type="checkbox"/>	280
Socket for miniature relay - Zelio RXZ - with mixed contacts - screw clamp	RXZE2M114 <input checked="" type="checkbox"/>	312
Socket for miniature relay - Zelio RXZ - with separate contacts - connectors	RXZE2S111M <input checked="" type="checkbox"/>	359
Protection Modules		
Diode		
Socket for miniature relay - Zelio RXZ - with mixed contacts - connectors	RXZE2M114M	280
Socket for miniature relay - Zelio RXZ - with mixed contacts - screw clamp	RXZE2M114	312
Socket for miniature relay - Zelio RXZ - with separate contacts - connectors	RXZE2S111M	359
Protection module - diode - 6..250V DC - for miniature relay socket RXZ	RXM040W	143
RC Circuit		
Protection module - RC circuit - 110..240 AC - for miniature relay socket RXZ	RXM041FU7	157
Protection module - RC circuit - 24..60 AC - for miniature relay socket RXZ	RXM041BN7	157
Varistor		
Protection module -Varistor - 24..60V AC/DC - for miniature relay socket RXZ	RXM021BN	185
Protection module -Varistor - 6..24V AC/DC - for miniature relay socket RXZ	RXM021RB	185
Protection module -Varistor -110..240 AC/DC - for miniature relay socket RXZ	RXM021FP	175
Clips and Legends		
Clip-in legends-for Sockets having separate contact	RXZL420	22
Clip-in legends - for Zelio relay - set of 10	RXZL520	278
Metal maintaining clamp - for miniature relay socket RXZ	RXZ400	51
Mounting adaptor for DIN rail - for miniature relay socket RXZ	RXZE2DA	78
Mounting adaptor with fixing lugs for panel - for miniature relay socket RXZ	RXZE2FA	78
Plastic maintaining clamp - for miniature relay socket RXZ	RXZR335	49

Please contact Customer Care Center for Stockable and Non stockable status of references.

NORMAL STOCK ITEMS

W.E.F. August 31, 2021

RPM Power Relays

Control Circuit Voltage	Reference	Unit MRP ₹
Without LED		
1 Change Over - 15 AMPS Contact Rating		
12 V DC	RPM11JD	1164
24 V AC	RPM11B7	1164
24 V DC	RPM11BD	1157
48 V AC	RPM11E7	1646
48 V DC	RPM11ED	1164
110 V DC	RPM11FD	1164
120 V AC	RPM11F7	1411
230 V AC	RPM11P7	1286
2 Change Over - 15 AMPS Contact Rating		
12 V DC	RPM21JD	1203
24 V AC	RPM21B7	1203
24 V DC	RPM21BD	1169
48 V AC	RPM21E7	1203
120 V AC	RPM21F7	1411
230 V AC	RPM21P7	1203
3 Change Over - 15 AMPS Contact Rating		
12 V DC	RPM31JD	1244
24 V AC	RPM31B7	1303
48 V AC	RPM31E7	1761
48 V DC	RPM31ED	1761
110 V DC	RPM31FD	1244
120 V AC	RPM31F7	1468
4 Change Over - 15 AMPS Contact Rating		
12 V DC	RPM41JD	1303
24 V AC	RPM41B7	1303
24 V DC	RPM41BD	1299
48 V AC	RPM41E7	1303
120 V AC	RPM41F7	1493
230 V AC	RPM41P7	1303
With LED		
1 Change Over - 15 AMPS Contact Rating		
12 V DC	RPM12JD	1228
24 V AC	RPM12B7	1228
24 V DC	RPM12BD	824
48 V AC	RPM12E7	1228
48 V DC	RPM12ED	1228
110 V DC	RPM12FD	1228
120 V AC	RPM12F7	1468
230 V AC	RPM12P7	1338
2 Change Over - 15 AMPS Contact Rating		
12 V DC	RPM22JD	1244
24 V AC	RPM22B7	1244
24 V DC	RPM22BD	1092
48 V AC	RPM22E7	1244
110 V DC	RPM22FD	1244
120 V AC	RPM22F7	1468
230 V AC	RPM22P7	1231

RPM Power Relays

Control Circuit Voltage	Reference	Unit MRP ₹
3 Change Over - 15 AMPS Contact Rating		
24 V AC	RPM32B7	1266
24 V DC	RPM32BD	1391
48 V AC	RPM32E7	1266
48 V DC	RPM32ED	1266
110 V DC	RPM32FD	1266
120 V AC	RPM32F7	1493
230 V AC	RPM32P7	1418
4 Change Over - 15 AMPS Contact Rating		
24 V AC	RPM42B7	1322
24 V DC	RPM42BD	1337
48 V AC	RPM42E7	1308
48 V DC	RPM42ED	1350
120 V AC	RPM42F7	1485
230 V AC	RPM42P7	1313

RPZ Power Relays

Description	Reference	Unit MRP ₹
Accessories		
Mixed Contact Socket		
	RPZF2	532
Socket for power relay - Zelio RPZ - with mixed contacts - screw clamp	RPZF1	530
	RPZF4	908
	RPZF3	940
Clips And Legends		
Metal maintaining clamp - for relay socket RPZF1	RPZR235	142
	RPZ1DA	142
Mounting adaptor for DIN rail - for power relay socket RPZ	RPZ3DA	142
	RPZ4DA	194
	RPZ1FA	142
Mounting adaptor with fixing lugs for panel - for power relay socket RPZ	RPZ3FA	142
	RPZ4FA	194

RPF Power Relays

Control Circuit Voltage	Reference	Unit MRP ₹
N/O - 30 AMPS Contact Rating		
24 V DC	RPF2ABD	2125
120 V AC	RPF2AF7	2187
230 V AC	RPF2AP7	2082
Change Over - 30 AMPS Contact Rating		
12 V DC	RPF2BJD	1783
24 V AC	RPF2BB7	1835
24 V DC	RPF2BBD	2106
110 V DC	RPF2BFD	1835
120 V AC	RPF2BF7	2351
230 V AC	RPF2BP7	2167

Please contact Customer Care Center for Stockable and Non stockable status of references.

NORMAL STOCK ITEMS

W.E.F. August 31, 2021



RE17 Electronic Timers

NEW

Description	Reference	Unit MRP [₹]
On Delay Timer 24 240 Vac	RE17LAMW	2663
Off Delay Timer 24 240VAC	RE17LCBM	3114
Timer Function H Solid State Output 24 240VAC	RE17LHBM	3984
Flashing Timer	RE17LLBM	3274
Multi Functionion Timer	RE17LMBM	3207
Timer Function A at 1C O 24VAC DC 240VAC	RE17RAMU	2498
Timer Function B 1C O 24VAC DC 240VAC	RE17RBMU	3713
Timer Function C 1C O 24VAC DC 240VAC	RE17RCMU	2613
Timer Function H Ht 1C O 24VAC DC 240VAC	RE17RHMU	2688
Flashing Timer	RE17RLJU	3493
Timer Function L Li 1C O 24VAC DC 240VAC	RE17RLMU	3493
MultiFunction Timer 1C O 24VAC DC 240VAC	RE17RMEMU	3170
10 X MultiFunction Timer 1C O 12VAC DC	RE17RMJU	3305
MultiFunction Timer 1C O 24VAC DC 240VAC	RE17RMMU	3212
MultiFunction Timer 1C O 12 240VAC DC	RE17RMMW	3577
MultiFunction Timer 1C O 12 240VAC DC	RE17RMMWS	3853
MultiFunction Timer 1C O 24VAC DC 240VAC	RE17RMXMU	4041



RE22 Electronic Timers

Description	Reference	Unit MRP [₹]
Multi-functionTimingRelay-0.05s...300h-24...240VAC/DC-2C/O	RE22R2MYMR	On request
MultifunctionTimerRelay-12...240VAC/DC-2C/O	RE22R2MMW	On request
Star-deltatimingrelay-24VDC/24...240VAC-1C/O	RE22R1QMU	On request
Multi-functionTimingRelay-0.05s...300h-24...240VAC/DC-1C/O	RE22R1MYMR	On request
Off-delayTimingRelay-0.05s...10min-24...240VAC/DC-2C/O	RE22R2KMR	On request
Star-DeltaTimingRelay-0.05s...300s-24VDC/24...240V	RE22R1QCMU	On request
Star-DeltaTimingRelay-0.05s...300h-24...240VAC/DC-2C/O	RE22R2QGMR	On request
On-delayTimingRelay-0.05s...300h-24...240VAC/DC-1C/O	RE22R1AMR	On request
On-delayTimingRelay-0.05s...300h-24...240VAC/DC-2C/O	RE22R2AMR	On request
Asym.FlashingTimingRelay-0.05s...300h-24...240VAC/DC-1C/O	RE22R1MLMR	On request
Star-DeltaTimingRelay-0.3s...30s-24...240VAC/DC-2C/O	RE22R2QEMR	On request
MultifunctionTimerRelay-24VDC/24...240VAC-2C/O	RE22R2MMU	On request
Off-delayTimingRelay-0.05s...300h-24...240VAC/DC-2C/O	RE22R2CMR	On request
Off-delayTimingRelay-0.05s...10min-24...240VAC/DC-1C/O	RE22R1KMR	On request
Star-DeltaTimingRelay-0.05s...300h-24...240VAC/DC-2C/O	RE22R2QTMR	On request
Star-deltatimingrelay-230VAC/440VAC-1C/ORE22R1QM/Q	RE22R1QMQ	On request
On-delaytimingrelay-24VDC/24...240VAC-2C/O	RE22R2AMU	On request
Off-delayTimingRelay-0.05s...300h-24...240VAC/DC-1C/O	RE22R1CMR	On request
SymmetricalFlashingTimingRelay-0.05s...300h-24...240VAC/DC-2C/O	RE22R2DMR	On request

Please contact Customer Care Center for Stockable and Non stockable status of references.

NORMAL STOCK ITEMS

W.E.F. August 31, 2021



Zelio Control - Monitoring & Control Relays

Description	Reference	Unit MRP [₹]
Three-Phase Voltage control relay 380...480Vac, 2 C/O	RM22TR33	On Request
Three-Phase control relay 183...528Vac, 2 C/O	RM22TG20	On Request
Overtoltage and undervoltage control relay 15V...500Vac/dc, 2 C/O	RM22UA33MR	On Request
Voltage control relay 1V...100Vac/dc, 2 C/O	RM22UA32MR	On Request
Level control relay RM22-L - 24..240 V AC/DC - 2 C/O	RM22LA32MR	On Request
Three-Phase Undervoltage control relay 380...480Vac, 2 C/O	RM22TU23	On Request
Voltage control relay 80V...300Vac/dc, 2 C/O	RM22UB34	On Request
Level control relay RM22-L - 24..240 V AC/DC - 1 C/O	RM22LG11MR	On Request

Please contact Customer Care Center for Stockable and Non stockable status of references.

NORMAL STOCK ITEMS

W.E.F. August 31, 2021

Biometric Switch

Description	Reference	Unit MRP [₹]
Bistable biometric switch, 24 V DC - PNP - by 2m cable	XB5S1B2L2	37619
Bistable biometric switch, 24 V DC - PNP - by M12 connector	XB5S1B2M12	39689
Monostable biometric switch, 24 V DC - PNP - by 2m cable	XB5S2B2L2	38112
Monostable biometric switch, 24 V DC - PNP - by M12 connector	XB5S2B2M12	39567

Accessories

Description	Reference	Unit MRP [₹]
Diameter 22 mm nut	ZB5SZ71	393
Legend plate 28X7 mm	ZBY0101T	183

Pushbuttons

Description	Type of Contact	Colour	Reference	Unit MRP [₹]
Spring return				
Flush	NO	White	XB5AA11N <input checked="" type="checkbox"/>	169
	NO	Black	XB5AA21N <input checked="" type="checkbox"/>	169
	NO	Green	XB5AA31N <input checked="" type="checkbox"/>	169
	NO	Yellow	XB5AA51N <input checked="" type="checkbox"/>	169
	NO	Blue	XB5AA61N <input checked="" type="checkbox"/>	169
	NC	Red	XB5AA42N <input checked="" type="checkbox"/>	169
	NO	Red	XB5AA41N <input checked="" type="checkbox"/>	169
Projecting	NO	Blank	XB5AA01N* <input checked="" type="checkbox"/>	169
	NO	White	XB5AL11N	213
	NO	Black	XB5AL21N	206
	NO	Green	XB5AL31N	206
	NO	Yellow	XB5AL51N	206
	NO	Blue	XB5AL61N	206
	NC	Red	XB5AL42N <input checked="" type="checkbox"/>	206
Flush with silicon transparent boot	NO	Red	XB5AL41N	206
	NO	Black	XB5AP21N <input checked="" type="checkbox"/>	242
	NO	Green	XB5AP31N <input checked="" type="checkbox"/>	242
	NO	Yellow	XB5AP51N <input checked="" type="checkbox"/>	242
Flush, marked (double molding / injection marking)	NO	Blue	XB5AP61N	248
	NO	Green	XB5AA3311N	241
	NC	Red	XB5AA4322N	241
	NO	Green	XB5AA3331N <input checked="" type="checkbox"/>	241
Projecting, marked (double molding / injection marking)	NC	Red	XB5AA4342N <input checked="" type="checkbox"/>	241
	NC	Red	XB5AA4352N	350
Flush, marked "I/O"	NO	Red	XB5AL4342N	252
	NO	Red	XB5AL4352N	252
Flush, marked "I/O"	NO+NC	Green	XB5AL845N <input checked="" type="checkbox"/>	1193

Pilot lights

Description	Supply Voltage	Colour	Reference	Unit MRP [₹]
With smooth lens (except clear colour)				
Direct Integral LED	~ 24V	White	XB7EV01BPN <input checked="" type="checkbox"/>	272
		Green	XB7EV03BPN <input checked="" type="checkbox"/>	252
		Red	XB7EV04BPN <input checked="" type="checkbox"/>	252
		Yellow	XB7EV05BPN <input checked="" type="checkbox"/>	252
		Amber	XB7EV08BPN <input checked="" type="checkbox"/>	252
	~ 120V	Blue	XB7EV06BPN <input checked="" type="checkbox"/>	518
		Green	XB7EV03GPN <input checked="" type="checkbox"/>	252
		Red	XB7EV04GPN <input checked="" type="checkbox"/>	252
		Amber	XB7EV08GPN <input checked="" type="checkbox"/>	252
		White	XB7EV01MPN <input checked="" type="checkbox"/>	272
~ 230V	Green	XB7EV03MPN <input checked="" type="checkbox"/>	252	
	Red	XB7EV04MPN <input checked="" type="checkbox"/>	252	
	Yellow	XB7EV05MPN <input checked="" type="checkbox"/>	252	
	Amber	XB7EV08MPN <input checked="" type="checkbox"/>	252	
	Blue	XB7EV06MPN <input checked="" type="checkbox"/>	518	
		Clear	XB7EV07MPN* <input checked="" type="checkbox"/>	252

* Clear type pilot lights are provided with striated lens.



Please contact Customer Care Center for Stockable and Non stockable status of references.

NORMAL STOCK ITEMS

W.E.F. August 31, 2021

Illuminated Pushbutton

Description	Type of Contact	Colour	Reference	Unit MRP [₹]
With smooth lens (except clear colour)				
Flush Integral LED ~ 24V	NO	White	XB5AW31B1N	495
	NO	Green	XB5AW33B1N	495
	NC	Red	XB5AW34B2N	495
	NO	Yellow	XB5AW35B1N	495
	NO	Amber	XB5AW38B1N	553
	NO	Blue	XB5AW36B1N	957
	NO	Clear	XB5AW37B1N*	957
Projecting Integral LED ~ 24V	NO	White	XB5AW11B1N	486
	NO	Green	XB5AW13B1N	495
	NC	Red	XB5AW14B2N	495
	NO	Yellow	XB5AW15B1N	495
	NO	Amber	XB5AW18B1N	486
	NO	Blue	XB5AW16B1N	940
	NO	Clear	XB5AW17B1N*	500
Flush Integral LED ~ 110V	NO	White	XB5AW31G1N	603
	NO	Green	XB5AW33G1N	603
	NC	Red	XB5AW34G2N	603
	NO	Clear	XB5AW37G1N*	1095
Flush Integral LED ~ 230V	NO	White	XB5AW31M1N	564
	NO	Green	XB5AW33M1N	495
	NC	Red	XB5AW34M2N	495
	NO	Yellow	XB5AW35M1N	495
	NO	Amber	XB5AW38M1N	553
	NO	Blue	XB5AW36M1N	957
	NO	Clear	XB5AW37M1N*	1063
Projecting Integral LED ~ 230V	NO	White	XB5AW11M1N	641
	NO	Yellow	XB5AW15M1N	700
	NO	Amber	XB5AW18M1N	687
	NO	Blue	XB5AW16M1N	1329
	NO	Clear	XB5AW17M1N*	500

* Clear type illuminated Push buttons are provided with striated lens.

Non-Illuminated Pushbutton

Description	Dia of Head	Type of Contact	Colour	Reference	Unit MRP [₹]
Mushroom Head					
	40	NO	Black	XB5AC21N <input checked="" type="checkbox"/>	328
		NO	Green	XB5AC31N <input checked="" type="checkbox"/>	328
		NC	Red	XB5AC42N <input checked="" type="checkbox"/>	328
		NO	Blue	XB5AC61N	328
		NO	Black	XB5AR21N	427
Spring return	60	NO	Green	XB5AR31N <input checked="" type="checkbox"/>	427
		NC	Red	XB5AR42N	427
		NO	Red	XB5AR41N	427
		NO	Yellow	XB5AR51N	427
Turn to release	30	NO	Blue	XB5AR61N	440
		NC	Black	XB5AS422N	321
		NC	Red	XB5AS442N <input checked="" type="checkbox"/>	321
	40	NC	Black	XB5AS522N <input checked="" type="checkbox"/>	326
		NC	Red	XB5AS542N <input checked="" type="checkbox"/>	321
Key release (n°155)	40	NC	Red	XB5AS9445N <input checked="" type="checkbox"/>	747
	40	NC	Black	XB5AS122N <input checked="" type="checkbox"/>	579
Trigger action turn to release	40	NC+NO	Red	XB5AS142N	586
Trigger action key to release	40	NO+NC	Red	XB5AS9445N	747

Illuminated Pushbutton with yellow LED

Description	Supply Voltage	Type of Contact	Reference	Unit MRP [₹]
-------------	----------------	-----------------	-----------	--------------

Double Headed Pushbuttons (Spring return)

1 flush push (marked "I")	~ 24V	NO+NC	XB5AW84B5N <input checked="" type="checkbox"/>	1183
1 pilot light	~ 110V	NO+NC	XB5AW84G5N	
1 projecting push (marked "O")	~ 230V	NO+NC	XB5AW84M5N <input checked="" type="checkbox"/>	

Mushroom Head Pushbuttons (Illuminated)

Turn to release	~ 24V	NC	Red	XB5AW74B2N <input checked="" type="checkbox"/>	1019
	~ 230V -240V	NC	Red	XB5AW74M2N <input checked="" type="checkbox"/>	1084

Illuminated - Selector switch

Description	Type of Contact	Colour	Reference	Unit MRP [₹]
2 stay put ~ 24V	NO	Green	XB5AK123B1N <input checked="" type="checkbox"/>	714
	NC	Red	XB5AK124B2N <input checked="" type="checkbox"/>	714
	NO	Yellow	XB5AK125B1N <input checked="" type="checkbox"/>	714
	NO	Blue	XB5AK126B1N	1156
2 spring return from right to left ~ 24V	NO	White	XB5AK141B1N	1251
	NC	Red	XB5AK144B2N	1823
	NO	Yellow	XB5AK145B1N	1251
3 stay put ~ 24V	NO	Blue	XB5AK146B1N	1565
	2NO	White	XB5AK131B3N	1084
	2NO	Green	XB5AK133B3N <input checked="" type="checkbox"/>	747
	2NO	Yellow	XB5AK135B3N	747
	2NO	Blue	XB5AK136B3N	1445
3 spring return to centre ~ 24V	2NO	Green	XB5AK153B3N <input checked="" type="checkbox"/>	748
2 stay put ~ 230V	NO	Green	XB5AK123M1N	714
	NC	Red	XB5AK124M2N	714
2 spring return right to left ~ 230V	NO	Blue	XB5AK126M1N	1156
	NO	White	XB5AK141M1N <input checked="" type="checkbox"/>	1288
	NO	Green	XB5AK143M1N <input checked="" type="checkbox"/>	1251
	NC	Red	XB5AK144M2N <input checked="" type="checkbox"/>	1823
	NO	Yellow	XB5AK145M1N <input checked="" type="checkbox"/>	1288
	NO	Blue	XB5AK146M1N	1565
3 stay put ~ 230V	2NO	White	XB5AK131M3N	1117
	2NO	Green	XB5AK133M3N <input checked="" type="checkbox"/>	747
	2NO	Blue	XB5AK136M3N	1445
3 spring return to center ~ 230V	2NO	White	XB5AK151M3N	812
	2NO	Green	XB5AK153M3N <input checked="" type="checkbox"/>	748
	1NO+1NC	Red	XB5AK154M5N	1091
	2NO	Blue	XB5AK156M3N <input checked="" type="checkbox"/>	1651

Please contact Customer Care Center for Stockable and Non stockable status of references.

NORMAL STOCK ITEMS

W.E.F. August 31, 2021

Non Illuminated Selector switches & Key switches

Description	Type of Contact	Reference	Unit MRP [₹]
Standard handle black	2 stay put	1NO XB5AD21N <input checked="" type="checkbox"/>	416
	2 spring return, right to left	1NO XB5AD41N <input checked="" type="checkbox"/>	662
	3 stay put	2NO XB5AD33N <input checked="" type="checkbox"/>	454
	3 spring return to center	2NO XB5AD53N <input checked="" type="checkbox"/>	483
	3 spring return, left to center	2NO XB5AJ53N <input checked="" type="checkbox"/>	487
	3 spring return, right to center	1NO XB5AG21N <input checked="" type="checkbox"/>	637
	2 stay put	1NO XB5AG41N <input checked="" type="checkbox"/>	637
Long handle black	3 stay put	1NO XB5AG61N <input checked="" type="checkbox"/>	1131
	3 Spring return to center	2NO XB5AG03N <input checked="" type="checkbox"/>	540
Key switch	2 stay put*	1NO XB5AG21N <input checked="" type="checkbox"/>	637
	2 stay put*	1NO XB5AG41N <input checked="" type="checkbox"/>	637
	2 spring return, right to left	1NO XB5AG61N <input checked="" type="checkbox"/>	1131
	3 stay put*	2NO XB5AG03N <input checked="" type="checkbox"/>	540
	3 spring return, right to center	2NO XB5AG083N <input checked="" type="checkbox"/>	920

* Please refer catalogue for Key withdrawal position

Accessories

Description	Legend Colour	Marking	Reference	Unit MRP [₹]
With blank legend (for engraving)	White/Yellow bkgd.	Blank	ZBY4101N <input checked="" type="checkbox"/>	169
		Inch	ZBY2321N	177
		OFF	ZBY2312N	177
		ON	ZBY2326N	177
		Reset	ZBY2323N	177
With 8 x 27 mm English language marked legend	Black or Red bkgd.	Reverse	ZBY2306N	177
		Start	ZBY2303N	169
		Legends for emergency stop	Emergency stop ON	ZBY9330N <input checked="" type="checkbox"/>
Mushroom head pushbuttons	Yellow bkgd.		ZBY8330N	120

Pushbutton caps (unmarked)

• For use with ZB5-AAON circular pushbutton heads supplied without caps

Type of Pushbutton caps	Colour	Reference	Unit MRP [₹]
Flush	White	ZBA1N	63
	Black	ZBA2N	44
	Red	ZBA4N	41
	Yellow	ZBA5N	44
	Blue	ZBA6N	44
	Set of 6 colours*	ZBA9N	113
Projecting	White	ZBL1N	116
	Black	ZBL2N	116
	Green	ZBL3N	116
	Red	ZBL4N	116
	Yellow	ZBL5N	116
	Blue	ZBL6N	116
	Set of 6 colors*	ZBL9N	116

Pushbutton caps (marked)

Type of Pushbutton caps	Text	Colour	Colour of Cap	Reference	Unit MRP [₹]
Projecting Flush (Double injection moulded marking)	STOP	White	Red	ZBL434N	180
	I	White	Green	ZBA331N	180
	START	White	Green	ZBA333N	173
	ON	White	Green	ZBA341N**	179
	STOP	White	Red	ZBA434N	173
	UP	Black	White	ZBA343N	179
	DOWN	White	Black	ZBA344N	260
	OFF	White	Red	ZBA434N	173

* Set of 6 colours white + black + green + red + yellow + blue

** Excluding ZBA-341N of double injection moulded marking

Accessories

Description	Application	Reference	Unit MRP [₹]
Plastic blanking plug, round black,	For Ø 22 control and signalling units with circular head	ZB5SZ3N <input checked="" type="checkbox"/>	122
Anti rotation plate,	Prevents head from rotation	ZB5AZ902N <input checked="" type="checkbox"/>	35
Fixing collar	To fix contacts or lights	ZB5AZ009N <input checked="" type="checkbox"/>	122
Fixing nut		ZB5AZ901N	35

Contact blocks with screw clamp terminal connections

Description	Type of Contact	Reference	Unit MRP [₹]
Standard single	1NO	ZBE101N	99
Contact blocks	1NC	ZBE102N	99

Clear silicon boots

Description	Reference	Unit MRP [₹]
Boot for cylindrical flush PB	ZBPAN <input checked="" type="checkbox"/>	69
Boot for cylindrical projecting PB	ZBP0N	102
Boot for double head illuminated PB and non-illuminated PB	ZBW008N	180

Please contact Customer Care Center for Stockable and Non stockable status of references.

NORMAL STOCK ITEMS

W.E.F. August 31, 2021

Light block with screw clamp terminal connections

Description	Supply Voltage	Colour of Light source	Reference	Unit MRP [₹]
Integral LED	~ 24V	White	ZBVB1N	330
		Blue	ZBVB6N	870
		Green	ZBVG3N	424
	~ 110V	Blue	ZBVG6N	1278
		White	ZBVM1N	516
Direct bulb holder without resistance	~ 130V	-	ZBV6N	293

Flush mounting kit and harmony+



- Only addition to the BOM is a flush mounting kit
- Installation into a 30.50 mm hole
- New aesthetics for machine control panel using the same control devices as before
- Possibility to refurbish old machine with new style

Description	Reference	Unit MRP [₹]
Metal flush mounting kit (PB and PL).	ZB4BZ021	1075
Metal flush mounting kit (SS and IPB).	ZB4BZ022	1131
Plastic flush mounting kit (PB and PL).	ZB5AZ021	943
Plastic flush mounting kit for legend 8x27 (PB and PL).	ZB5AZ023	1075

Description	Reference	Unit MRP [₹]
HeadØ22+mountingbase+potentiometer4K7	XB4BD912R4K7	On Request
HeadØ22+mountingbase+potentiometer4K7	XB5AD912R4K7	On Request
100...240VAC/DCPanelmountedØ22mmtimermonofunctionwith3s..60sdelay	XB5DTGM3	On Request
PanelmountedUSB3port-Ø22mm-forUSBinterfacejacktypeA	XB5PUSB3	On Request
PanelmountedRJ45port-Ø22mm-forEthernetconnectionXB5PRJ45	XB5PRJ45	On Request
RedemergencystopTTR40mm2NC1NOmoniXB5AS84449	XB5AS84449	On Request
RedilluestopTTR40mm2NC1NOmonit.ct	XB5AS86449B4	On Request

Please contact Customer Care Center for Stockable and Non stockable status of references.

NORMAL STOCK ITEMS

W.E.F. August 31, 2021

ZAL Bodies for LED Pilot light (for mounting on metal plate at back of enclosure)

Description	Colour	Reference	Unit MRP [₹]
≈ 24V	White	ZALVB1	684
	Green	ZALVB3	666
	Red	ZALVB4	652
	Yellow	ZALVB5	666
	Blue	ZALVB6	747
	~ 120V	White	ZALVG1
Green		ZALVG3	996
Yellow		ZALVG5	847
Blue		ZALVG6	847
~ 220V	White	ZALVM1	2107
	Green	ZALVM3	1198
	Red	ZALVM4	1013
	Yellow	ZALVM5	931
	Blue	ZALVM6	958
	≈ 24V	White	ZBVB1
Green		ZBVB3	457
Red		ZBVB4	457
Yellow		ZBVB5	443
Blue		ZBVB6	576
~ 120V		White	ZBVG1
	Green	ZBVG3	604
	Red	ZBVG4	736
	Yellow	ZBVG5	701
	Blue	ZBVG6	1324
	~ 220V	White	ZBVM1
Green		ZBVM3	576
Red		ZBVM4	576
Yellow		ZBVM5	575
Blue		ZBVM6	691

XAL - Empty enclosures for XB5 and XB4 Push button and Pilot light

Description	No. of ways	Color of Enclosure	Reference	Unit MRP [₹]
For normal environment Light grey base IP65	1	Dark grey	XALD01 <input checked="" type="checkbox"/>	694
	2	Dark grey	XALD02 <input checked="" type="checkbox"/>	861
	3	Dark grey	XALD03	1068
	4	Dark grey	XALD04 <input checked="" type="checkbox"/>	1460
	5	Dark grey	XALD05	1906
For normal environment Light Grey base IP54	1	Yellow	XALK01 <input checked="" type="checkbox"/>	798
	2	Light Grey	XALE2	575
	3	Light Grey	XALE3	702



XAL – Empty enclosures for use with XB2 (ZB2*)

Description	Reference	Unit MRP [₹]
Plastic empty control station (1 cut-out), dark grey base, light grey cover	XALB01C	On Request
Plastic empty control station (for mounting XB2BS542C) - dark grey base, yellow cover	XALB01YC	
Plastic empty control station (2 cut-outs), dark grey base, light grey cover	XALB02C	
Plastic empty control station (3 cut-outs), dark grey base, light grey cover	XALB03C	
Plastic control station with 1 Emergency stop push button - dark grey base, yellow cover	XALJ01C	

Please contact Customer Care Center for Stockable and Non stockable status of references.

NORMAL STOCK ITEMS

W.E.F. August 31, 2021

ZEN - Contact block for mounting on Metal plate at back of enclosure

Description	Contacts Type and Composition	Reference	Unit MRP [₹]
Standard single	1 NO	ZENL1111 <input checked="" type="checkbox"/>	396
Contact block	1 NC	ZENL1121 <input checked="" type="checkbox"/>	



XAL – Empty enclosures for use with XB2 (ZB2*)

Description	Reference	Unit MRP [₹]
Red illuminated buzzer DC/AC24V	XB2BSB4LC	On Request
Red illuminated buzzer AC220V	XB2BSM4LC	
Buzzer 24V AC/DC	XB2BSBC	
Buzzer 110V AC	XB2BSFC	
Buzzer 220V AC	XB2BSMC	

Please contact Customer Care Center for Stockable and Non stockable status of references.

NORMAL STOCK ITEMS

W.E.F. August 31, 2021

XVB-C Illuminated Lens Units

Description	Light Block Colour	Reference	Unit MRP [₹]
Lens unit - steady light - 250 V 10 W	Green	XVBC33	2862
	Red	XVBC34	2918
	Orange	XVBC35	2918
	Blue	XVBC36	2862
	Clear	XVBC37	2863
	Yellow	XVBC38	2862
Lens unit - flashing light - 24..48 V DC 24 V AC	Green	XVBC4B3	7997
	Red	XVBC4B4	7769
	Orange	XVBC4B5	7769
	Blue	XVBC4B6	7997
	Yellow	XVBC4B8	7631
Lens unit - flashing light - 48..230 V AC	Green	XVBC4M3	7800
	Red	XVBC4M4	8170
	Orange	XVBC4M5	8148
	Blue	XVBC4M6	8151
Lens unit - steady light - 24 V AC DC	Yellow	XVBC4M8	7800
	Green	XVBC2B3	6299
	Red	XVBC2B4	6299
	Orange	XVBC2B5	6299
	Blue	XVBC2B6	8125
Lens unit - steady light - 120 V AC	Clear	XVBC2B7	8125
	Yellow	XVBC2B8	6294
	Green	XVBC2G3	6174
	Red	XVBC2G4	6178
	Orange	XVBC2G5	6422
Lens unit - steady light - 230 V AC	Blue	XVBC2G6	7784
	Clear	XVBC2G7	7784
	Yellow	XVBC2G8	6453
	Green	XVBC2M3	6178
	Red	XVBC2M4	6178
Lens unit - flashing light - 24 V AC DC	Orange	XVBC2M5	6178
	Blue	XVBC2M6	8568
	Clear	XVBC2M7	8040
	Yellow	XVBC2M8	6725
	Lens unit - flashing light - 120 V AC	Green	XVBC5B3
Red		XVBC5B4	10761
Orange		XVBC5B5	10871
Blue		XVBC5B6	13564
Clear		XVBC5B7	8932
Lens unit - flashing light - 230 V AC	Yellow	XVBC5B8	10699
	Red	XVBC5G4	11084
	Orange	XVBC5G5	10883
	Blue	XVBC5G6	13512
	Clear	XVBC5G7	12689
Flashing unit - integral LED - 230..240 V AC	Yellow	XVBC5G8	11044
	Red	XVBC5M4	10665
	Orange	XVBC5M5	11084
	Blue	XVBC5M6	13434
	Yellow	XVBC5M8	11084
	Green	XVBC5M3	11084

XVB Units

Description	Reference	Unit MRP [₹]
XVB Audible Signalling Unit		
Sound unit - continuous or intermittent buzzer - 75..90 dB - 12..48 V AC DC	XVBC9B	8780
Sound unit - continuous or intermittent buzzer - 75..90 dB - 120..230 V AC	XVBC9M	14759
XVB Base Unit + Cover		
Base unit + cover for bank XVB - without flash discharge tube - black - IP 65	XVBC21	3970
XVB Accessories		
Fixing base on vertical surface - zamak black - XVB	XVBC12	2406
Lateral cable entry kit with Pg 13.5 cable gland - XVB	XVBC14	524
Set of coloured indicator pins - 6 colors - XVB	XVBC22	436
Support tube + fixing base l=400 mm - aluminium black - XVB	XVBZ03	3306
Support tube + fixing base l=80 mm - aluminium black - XVB	XVBZ02	2498
Support tube + fixing base l=800 mm - aluminium black - XVB	XVBZ04	4921
XVB Incandescent Bulb		
Clear incandescent bulb for signalling - BA 15d - 24 V 10 W	DL1BLB	353
Clear incandescent bulb for signalling - BA 15d - 120 V 10 W	DL1BLG	601
Clear incandescent bulb for signalling - BA 15d - 230 V 10 W	DL1BLM	383

XVB LED BA 15d Base Fitting

[Us] Rated Supply Voltage	Signalling Colour	Reference	Unit MRP [₹]
24 V	White	DL1BDB1	4713
	Green	DL1BDB3	3770
	Red	DL1BDB4	3770
	Blue	DL1BDB6	4275
	Yellow-Orange	DL1BDB8	4430
120 V AC	Blue	DL1BDG6	5677
	Green	DL1BDG3	4500
	Red	DL1BDG4	4434
	White	DL1BDG1	5677
	Yellow-Orange	DL1BDG8	4704
230 V AC	Blue	DL1BDM6	5677
	Green	DL1BDM3	4930
	Red	DL1BDM4	4797
	White	DL1BDM1	5677

Please contact Customer Care Center for Stockable and Non stockable status of references.

NORMAL STOCK ITEMS

W.E.F. August 31, 2021



- Motor less + LED Flashing
- External Buzzer volume adjustor 70 DB to 90 DB
- Straight & Side wiring- more flexible

XVR3 Multifunctional LED Beacon NEW

Description	Reference	Unit MRP [₹]
Multi-functional LED Beacon green witout buzzer DC/AC 12~24V	XVR3B03	13495
Multi-functional LED Beacon red witout buzzer DC/AC 12~24V	XVR3B04	13518
Multi-functional LED Beacon orange witout buzzer DC/AC 12~24V	XVR3B05	13289
Multi-functional LED Beacon blue witout buzzer DC/AC 12~24V	XVR3B06	13377
Multi-functional LED Beacon green witout buzzer AC 100~230V	XVR3M03	13245
Multi-functional LED Beacon red witout buzzer AC 100~230V	XVR3M04	13044
Multi-functional LED Beacon Orange witout buzzer AC 100~230V	XVR3M05	13289
Multi-functional LED Beacon Blue witout buzzer AC 100~230V	XVR3M06	13377
Multi-functional LED Beacon red with buzzer DC/AC 12~24V	XVR3B04S	26596
Multi-functional LED Beacon orange with buzzer DC/AC 12~24V	XVR3B05S	27379
Multi-functional LED Beacon blue with buzzer DC/AC 12~24V	XVR3B06S	28545
Multi-functional LED Beacon green with buzzer AC 100~230V	XVR3M03S	14696
Multi-functional LED Beacon red with buzzer AC 100~230V	XVR3M04S	12194
Multi-functional LED Beacon orange with buzzer AC 100~230V	XVR3M05S	13091
Multi-functional LED Beacon blue with buzzer AC 100~230V	XVR3M06S	14424
Multi-functional LED Beacon orange without buzzer DC48V	XVR3E05	13044
Multi-functional LED Beacon, External lens	XVR3Z001	360

XVS Sirens

Description	Reference	Unit MRP [₹]
2 tones siren - 106 dB - 12...24V AC/DC - white	XVS10BMW	24504
2 tones siren - 106 dB - 120V AC - white	XVS10GMW	
2 tones siren - 106 dB - 230V AC - white	XVS10MMW	

Please contact Customer Care Center for Stockable and Non stockable status of references.

NORMAL STOCK ITEMS

W.E.F. August 31, 2021

DL1 Incandescent Bulb

Description	Light Block Colour	Reference	Unit MRP [₹]
Clear incandescent bulb for signalling - ba 15d - 24 v 4 w		DL1BEBS	335
Clear incandescent bulb for signalling - ba 15d - 120 v 7 w		DL1BEG	354
Clear incandescent bulb for signalling - ba 15d - 230 v 5 w		DL1BEMS	363

XVR Rotating Mirror Beacon

Description	Light Block Colour	Reference	Unit MRP [₹]
Rotating mirror beacon - 70W - 24V AC DC	Green	XVR1B93	17840
	Red	XVR1B94	19726
	Orange	XVR1B95	17772
	Blue	XVR1B96	17840
	Yellow	XVR1B98	17772
Rotating mirror beacon w/o buzzer XVR - Ø 84 - 24 V AC DC	Green	XVR08B03	14112
Rotating mirror beacon w/o buzzer XVR - Ø 106 - 24 V AC DC	Green	XVR10B03	14112
Rotating mirror beacon w/o buzzer XVR - Ø 130 - 24 V AC DC	Red	XVR13B04L	14804
	Orange	XVR13B05L	14113
Rotating mirror beacon w/o buzzer XVR - Ø 84 - 24 V AC DC	Blue	XVR08B06	15390
Rotating mirror beacon w/o buzzer XVR - Ø 120 - 24 V AC DC	Blue	XVR12B06	18129
Rotating mirror beacon w/o buzzer XVR - Ø 130 - 120 V AC	Red	XVR13G04L	17493
	Orange	XVR13G05L	15390
Rotating mirror beacon w/o buzzer XVR - Ø 130 - 230 V AC	Red	XVR13M04L	18619
	Orange	XVR13M05L	17335

XVM Series

Tower Light with Super Bright LED and integral light diffuser

Description	Reference	Unit MRP [₹]
Complete Tower 24 V AC/DC Without Buzzer	XVMB2RASB	3887
	XVMB2RGSB	5775
	XVMB2R6AGSB	8385
Complete Tower 24 V AC/DC With Buzzer	XVMB2RSSB	4534
	XVMB2RASSB	6208
	XVMB2RGSSB	6545
Complete Tower 230 V AC Without Buzzer	XVMB2RAGSSB	9904
	XVMG2RASB	5773
	XVMG2R6AGSB	10171
Complete Tower 230 V AC With Buzzer	XVMG2RASSB	5672
	XVMG2RSSB	7332
	XVMG2R6AGSSB	12167
Complete Tower 230 V AC Without Buzzer	XVMM2RASB	5376
	XVMM2RGSB	5742
	XVMM2RAGSB	9158
Complete Tower 230 V AC With Buzzer	XVMM2RSSB	7961
	XVMM2RASSB	7709
	XVMM2RGSSB	8005
Complete Tower 230 V AC With Buzzer	XVMM2RAGSSB	9738
	XVMM2R6AGSSB	12842

Please contact Customer Care Center for Stockable and Non stockable status of references.

NORMAL STOCK ITEMS

W.E.F. August 31, 2021

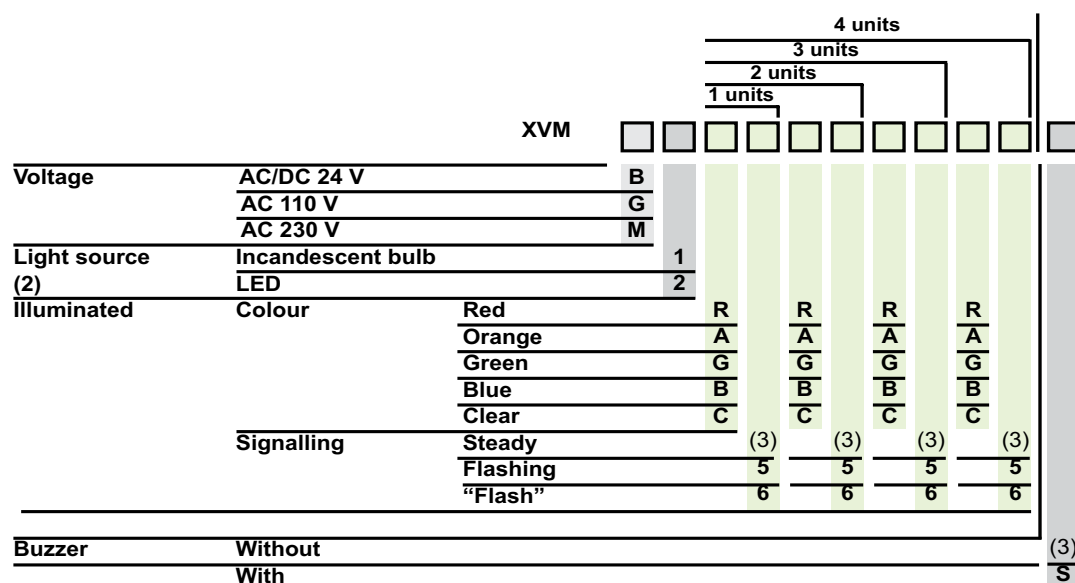
XVM Series

Description	Reference	Unit MRP [₹]
Base and Cover	XVMC21	822
Tube and Base	XVMC213T	1569
Base with Buzzer 24V	XVMC29B	2361
Tube and Base with Buzzer 120V	XVMC29G3T	3366
Base with Buzzer 230V	XVMC29M	2459
Green Lens	XVMC33	913
Red Lens	XVMC34	913
Yellow Lens	XVMC35	913
Blue Lens	XVMC36	913
Clear Lens	XVMC37	913
100mm Aluminium Tube with Stand	XVMZ02	756
100mm Aluminium Tube with Bracket	XVMZ02T	917
400mm Aluminium Tube with Stand	XVMZ04	1549
Cover for Replacement	XVMZ081	217
Tool for Bulb	ZBZX13	229
Incandescent Bulb 24 V	DL1EDBS	242
Incandescent Bulbs 120 V	DL1EDGS	245
White Led Bulb 24 V	DL2EDB1SB	1197
Green Led Bulb 24 V	DL2EDB3SB	1197
Red Led Bulb 24 V	DL2EDB4SB	1197
Blue Led Bulb 24 V	DL2EDB6SB	1382
Orange Led Bulb 24 V	DL2EDB8SB	1172

XVM Series

Description	Reference	Unit MRP [₹]
Green Led Bulb 120 V	DL2EDG3SB	1392
Blue Led Bulb 230 V	DL2EDM6SB	1449
Orange Led Bulb 230 V	DL2EDM8SB	1407
White Flashing Led Bulb 24 V	DL2EKB1SB	1559
Green Flashing Led Bulb 24 V	DL2EKB3SB	1637
Blue Flashing Led Bulb 24 V	DL2EKB6SB	1637
Green Flashing Led Bulb 120 V	DL2EKG3SB	2663
Orange Flashing Led Bulb 120 V	DL2EKG8SB	2663
White Flashing Led Bulb 230 V	DL2EKM1SB	1941
Green Flashing Led Bulb 230 V	DL2EKM3SB	1941
Blue Flashing Led Bulb 230 V	DL2EKM6SB	1978
Orange Flashing Led Bulb 230 V	DL2EKM8SB	1978
Strobe Bulb 120V	DL6BG	3220
Strobe Bulb 230 V	DL6BM	3220

Breakdown of the reference for a complete indicator bank



Reference example

XVM B2R6AGS=indicator bank for 24V(AC/DC) supply, with LEDs with 1 red lens unit with "flash" discharge tube signalling, 2 lens units (1 orange and 1 green) with steady light signalling and with buzzer.

Tower light, Ø 60 mm, Pre-assembled, PreCabled, Monoethic, Economical Version,
XVGB-Series with LED for steady light - 24VDC

Description	References	Unit MRP [₹]
With aluminium tube mounting and L-bracket		
Without Buzzer		
2-Stage Red, Green	XVGB2	3403
3-Stage Red, Amber, Green	XVGB3	3856
4-Stage Red, Amber, Green, Blue	XVGB4	4643
With Buzzer		
2-Stage Red, Green	XVGB2S	3864
3-Stage Red, Amber, Green	XVGB3S	4383
4-Stage Red, Amber, Green, Blue	XVGB4S	4667
With direct aluminium tube mounting		
Without Buzzer		
2-Stage Red, Green	XVGB2T	3507
3-Stage Red, Amber, Green	XVGB3T	4263
4-Stage Red, Amber, Green, Blue	XVGB4T	5167
With Buzzer		
3-Stage Red, Amber, Green	XVGB3ST	4413
Without Buzzer		
2-Stage Red, Green	XVGB2H	3403
3-Stage Red, Amber, Green	XVGB3H	3896
4-Stage Red, Amber, Green, Blue	XVGB4H	5109
With Buzzer		
2-Stage Red, Green	XVGB2SH	4160
3-Stage Red, Amber, Green	XVGB3SH	4485
4-Stage Red, Amber, Green, Blue	XVGB4SH	5589
With aluminium tube mounting and foldable bracket		
Without Buzzer		
2-Stage Red, Green	XVGB2M	3901
3-Stage Red, Amber, Green	XVGB3M	4265
With Buzzer		
2-Stage Red, Green	XVGB2SM	4230
3-Stage Red, Amber, Green	XVGB3SM	4631
4-Stage Red, Amber, Green, Blue	XVGB4SM	4670
With base mounting - Direct		
Without Buzzer		
2-Stage Red, Green	XVGB2W	3198
3-Stage Red, Amber, Green	XVGB3W	3763
With Buzzer		
2-Stage Red, Green	XVGB2SW	3743
3-Stage Red, Amber, Green	XVGB3SW	4233
4-Stage Red, Amber, Green, Blue	XVGB4SW	5058
XVG-USB Based Towerlights		
Pre-assembled and pre-cabled Multicolor USB tower light 60mm IP42 Direct base mounting	XVGU3SWV	8693
Pre-assembled and pre-cabled Multicolor USB tower light 60mm IP42 With 100 mm aluminium tube mounting	XVGU3SHAV	9854

Please contact Customer Care Center for Stockable and Non stockable status of references.

NORMAL STOCK ITEMS

W.E.F. August 31, 2021



- One-hand operation
- Wireless e-stop compliant with sil3
- 30H runtime, 15min to recharge
- Instant alarm notification by vibration
- 2.4Ghz frequency up to 50 systems at the same time

Radio Remote Control

Description	References	Unit MRP [₹]
ZART8L + ZARB12W	XARS8L12W	142380
ZART8L + ZARB12H	ZART8L+ZARB12H	On Request
ZART8D + ZARB18W	XARS8D18W	159878
ZART12D + ZARB18W	XARS12D18W	158731
Starter kit = XARS8L12W + ZARC01 + ZARC02	XARSK8L12W	175631
Starter kit = XARS8L12H + ZARC01 + ZARC02	XARSK8L12H	179747
Starter kit = XARS8D18W + ZARC01 + ZARC02	XARSK8D18W	189372
Starter kit = XARS12D18W + ZARC01 + ZARC02	XARSK12D18W	189041
Starter kit = XARS12D18H + ZARC01 + ZARC02	XARSK12D18H	186961
Basic features – 8 pushbuttons - LEDs	ZART8L	68053
Basic features – 8 pushbuttons - Display	ZART8D	78332
Extended features – 12 pushbuttons	ZART12D	77394
12 outputs wired connection – cable gland	ZARB12W	74515
18 outputs wired connection – cable gland	ZARB18W	82095
18 outputs – industrial plug connection	ZARB18H	86349
Charger	ZARC01	8226
Shoulder belt	ZARC02	8301
External antenna	ZARC03	23323
Holder	ZARC04	3223
Cable gland kit with wire grommets	ZARC06	328
Kit of adhesive labels in colour for remote device and crane equipment	ZARC08	6092
Kit silent block for ZARB base station	ZARC09	18337

Please contact Customer Care Center for Stockable and Non stockable status of references.

NORMAL STOCK ITEMS

W.E.F. August 31, 2021



Wireless Remote-Control system - Harmony Pocket Remote (Transmitter, Receiver & Accessories)

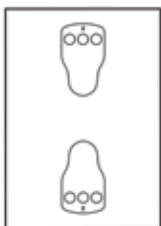
Transmitter

Description	References	Unit MRP [₹]
3 Single Step Push Buttons	ZART03	On Request
4 Single Step Push Buttons	ZART04	On Request
6 Single Step Push Buttons	ZART06	On Request
8 Single Step Push Buttons	ZART08	On Request
10 Single Step Push Buttons	ZART10	On Request



Receiver

Description	References	Unit MRP [₹]
5 relays small size receiver pre-wired with 1.5 m of cable	ZARB05WSP	On Request
11 relays small size receiver pre-wired with 1.5 m of cable	ZARB11WSP	On Request



Accessories

Description	References	Unit MRP [₹]
DIY adhesive label kit for remote transmitter, 66 x 114 mm/2.60 x 4.49 in. for use with ZART03	ZARC603	On Request
DIY adhesive label kit for remote transmitter, 66 x 114 mm/2.60 x 4.49 in. for use with ZART04	ZARC604	On Request
DIY adhesive label kit for remote transmitter, 66 x 114 mm/2.60 x 4.49 in. for use with ZART06	ZARC606	On Request
DIY adhesive label kit for remote transmitter, 66 x 114 mm/2.60 x 4.49 in. for use with ZART08	ZARC608	On Request
DIY adhesive label kit for remote transmitter, 66 x 114 mm/2.60 x 4.49 in. for use with ZART10	ZARC610	On Request
DIY adhesive label kit for remote transmitter, 66 x 114 mm/2.60 x 4.49 in. for use with ZART03, ZART04, ZART06, ZART08, ZART10	ZARC620	On Request

Please contact Customer Care Center for Stockable and Non stockable status of references.

NORMAL STOCK ITEMS

W.E.F. August 31, 2021

XAC-A Type

For Control Circuits

- Complete Stations IP657
- Double Insulated
- "Small Hoist" applications

Control station composition	Mechanical interlocking	Contact composition	Reference	Unit MRP [₹]
For Single Hoist Motors				
2 pushbuttons	With mechanical interlocking	1 NO	XACA201	5229
		1 NC + 1 NO	XACA205	5512
2 booted pushbuttons	With mechanical interlocking	1 NO	XACA211	5280
		1 NC + 1 NO	XACA215	6017
For Single-Speed Motors				
2 pushbuttons	With mechanical interlocking	1 NO	XACA271	5362
		1 NC + 1 NO	XACA281	6037
4 pushbuttons	With mechanical interlocking Between pairs	1 NO	XACA471	6837
		1 NC + 1 NO	XACA481	7762
6 pushbuttons	With mechanical interlocking Between pairs	1 NO	XACA671	7991
		1 NC + 1 NO	XACA681	9865
8 pushbuttons	With mechanical interlocking Between pairs	1 NO (for 7 operators)	XACA871	9359
		1 NO (for 8 operators)	XACA881	11706

Joystick Controllers

Description	Legend plate without text	Legend plate Price	Reference	Unit MRP [₹]
XD2-P (One Step in Each Position) Dia. 22mm				
2-Direction Stay-Put	ZD2-GY2201	103	XD2PA12	6048
2-Direction Spring Return to Zero			XD2PA22	5599
4-Direction Stay-Put	ZD2-GY4201	123	XD2PA14	6917
4-Direction Spring Return to Zero			XD2PA24	7026
XD2-G (Two steps in each position) Dia. 22mm				
2 - Direction (2 notches with spring return to zero)	ZD2-GY5201	139	XD2GA8241	13426
4-Direction spring (2 notches with spring return to zero)	ZD2-GY6201	146	XD2GA8441	17712

Foot Switch

Contacts Type and Composition	Reference	Unit MRP [₹]
Insulated Enclosure 1 NC + 1 NO	XPEA110	5564

Please contact Customer Care Center for Stockable and Non stockable status of references.

 NORMAL STOCK ITEMS

W.E.F. August 31, 2021

Wireless Limit Switch Solution



Wireless Limit Switch Solution (XCMW) suitable for applications where it is difficult to install and to mount cables.

OsiSense™ XZBW, universal wireless solution for sensors



- New remote connection system, compatible with any type of sensor.
- Reduce your costs thanks to limited wiring for applications where the control system is separated from the sensor.



Optical Sensors

- XUB M18 Body
- 100mA (with overload and short circuit protection)

Principle of operation	Sensing Distance	Output	Reference	Unit MRP [₹]
Diffuse	0.6 m	PNP NO	XUB5APANM12 <input checked="" type="checkbox"/>	3902
		PNP NO	XUB5BPANM12 (Metal) <input checked="" type="checkbox"/>	5171
		PNP NO	XUB5APANL2 <input checked="" type="checkbox"/>	3875
		PNP NO	XUB5BPANL2 <input checked="" type="checkbox"/>	4631
Polarised reflex	2m	PNP NO	XUB9APANM12 <input checked="" type="checkbox"/>	4110
		PNP NO	XUB9BPANM12	5097
		PNP NO	XUB9APANL2	3894
Fixed Diffuse	100 mm	PNP NO	XUB9BPANL2	5097
			XUB4APANL2	3756
			XUB4BPANM12 (Metal)	3756
Reflex	4 m	PNP NO	XUB4BPANM12 (Metal)	4670
			XUB4ANBNL2	3756
			XUB1APANL2 (Without Reflector)*	3756
Receiver Thru Beam	15 m	PNP NO	XUB1APANM12	3756
			XUB1BPANM12 (Metal)	4304
			XUB1APBNL2 (Without Reflector)*	3756
Receiver Thru Beam	15m	PNP NO	XUB1BPANL2	3756
			XUB2APANL2R	3329
			XUB2AKSNL2T	3332
Transmitter Thru Beam		PNP NC	XUB2AKSNM12T	2266
Receiver Thru Beam		PNP NC	XUB2BKSNM12T (Metal)	2903
Receiver Thru Beam		PNP NO	XUB2APANM12R	3329
Transmitter Thru Beam		PNP NO	XUB2BPANM12R (Metal)	4479
			XUB2AKSNL2T	3332

Note :

1. L2 stands for sensors with 2m cable
4. M12 stand for universal connectors.

Principle of operation	Sensing range	Connection	Reference	Unit MRP [₹]
Cylindrical M18				
Multi Mode	> 0...20 m	Cable 2 m	XUB0APSNL2	7395
Multi Mode	> 0...20 m	Connector	XUB0APSNM12	7602
Multi Mode	> 0...20 m	Connector	XUB0BPSNM12 (Metal)	7734

Principle of operation	Sensing Distance	Output	Reference	Unit MRP [₹]
Compact 50 x 50 mm				
Reflex	7 m	AC/DC 1C/O Relay	XUK1ARCNL2	7248
Diffuse	1 m	AC/DC 1C/O Relay	XUK5ARCNL2	7248
Reflex polarized	5 m	AC/DC 1C/O Relay	XUK9ARCNL2	7126
Multimode	30 m	pnp/npn no/nc	XUK0AKSAL2	9738
Multimode	30 m	AC/DC 1C/O Relay	XUK0ARCTL2	11182
Compact 92 x 71 mm				
Diffuse	2.1 m	AC/DC 1C/O relay	XUX5ARCNT16	8921
Reflex Polarized	11 m	AC/DC 1C/O relay	XUX9ARCNT16	9870
Reflex	14 m	AC/DC 1C/O relay	XUX1ARCNT16	7994
Thru beam transmitter		AC/DC	XUX0ARCTT16T	7705
Multimode	1.3 m...40 m	PNP/NPN NO/NC	XUX0AKSAT16	14703
Multimode	1.3 m...40 m	AC/DC 1C/O relay	XUX0ARCTT16	15470

*Reflector to be ordered separately.

Please contact Customer Care Center for Stockable and Non stockable status of references.

NORMAL STOCK ITEMS

W.E.F. August 31, 2021

XUK Colour Sensors



- Supply Voltage 10..30 VDC
- Teach Button Sensitivity Adjustment
- 3 Wire
- IP 65

Principle of operation	Sensing Distance	Output	Reference	Unit MRP [₹]
Diffuse contrast sensor	19 mm	PNP NO	XUKR1PSMM12	16501

Fixing Bracket

Description	Reference	Unit MRP [₹]
For XUB	XUZA118	873
For XUK	XUZA51	796

Reflector (mm)

Description	Reference	Unit MRP [₹]
24 x 21	XUZC24	1107
50 x 50	XUZC50 <input checked="" type="checkbox"/>	1135
80 (dia)	XUZC80 <input checked="" type="checkbox"/>	1664
100 x 100	XUZC100 <input checked="" type="checkbox"/>	1610

Please contact Customer Care Center for Stockable and Non stockable status of references.

NORMAL STOCK ITEMS

W.E.F. August 31, 2021

OsiSense XU



SN [mm]	Light Mode	Output	Connection	Reference	Unit MRP [₹]
Fork Sensor					
30mm	Red LED	PNP,[NO]	2m Cable	XUVR0303PANL2	7367
50mm	Red LED	PNP,[NO]	M8 Connector	XUVR0605PANM8	8987

Fiber Design Amplifier



- 3 Wire DC, Teach Mode

Depending on fiber	-	PNP NO/NC programmable	2M Cable	XUDA2PSML2 <input checked="" type="checkbox"/>	On Request
--------------------	---	------------------------	----------	--	------------

XU.8 Background Suppresion

SN [m]	Body Type	Output	Connection	Reference	Unit MRP [₹]
1m	Compact 50x50	PNP/NPN,NO/NC programmable	2m Cable	XUK8AKSNL2	8115
1m	Compact 50x50	PNP/NPN,NO/NC programmable	M12 Connector	XUK8AKSNM12 <input checked="" type="checkbox"/>	9060

Please contact Customer Care Center for Stockable and Non stockable status of references.

NORMAL STOCK ITEMS

W.E.F. August 31, 2021

Electromechanical Pressure Switches



Description	Pressure Range	Reference	Unit MRP [₹]
Electromechanical pressure switches for control circuit			
<ul style="list-style-type: none"> • Suitable for air, fresh water, sea water • Adjustable differential • 1 C/O single pole contact • G 1/4 (BSP female) fluid connection • Mechanical durability - 1 x 10⁶ operating cycles 			
Setting screw external	1-6 bar	XMAV06L2135	4354
Adjustable range of rising pressure	1.3-12 bar	XMAV12L2135	3719
	3.5-25 bar	XMAV25L2135	4581
Electromechanical pressure switches for power circuits			
<ul style="list-style-type: none"> • Suitable for fresh water & sea water • Adjustable differential • 2 pole 2 N/C contact • Degree of protection - IP20 • G 1/4 (BSP female) fluid connection 			
Adjustable range of rising pressure 1.4 - 4.6 bar		FSG2 <input checked="" type="checkbox"/>	1608
Electromechanical pressure switches (Nautilus)			
<ul style="list-style-type: none"> • Conforming to IEC/EN 60947-5-1 • 1 C/O single pole contact (4 terminal) snap action with setting scale 			
Fixed differential			
0.4 to 4 bar		XMLA004A2S11 <input checked="" type="checkbox"/>	11696
0.7 to 20 bar		XMLA020A2S11 <input checked="" type="checkbox"/>	8681
1.5 to 35 bar		XMLA035A2S11 <input checked="" type="checkbox"/>	7925
5 to 70 bar		XMLA070D2S11 <input checked="" type="checkbox"/>	8724
Adjustable differential			
0.25 to 4 bar		XMLB004A2S11 <input checked="" type="checkbox"/>	12640
1.3 to 20 bar		XMLB020A2S11 <input checked="" type="checkbox"/>	12640
3.5 to 35 bar		XMLB035A2S11	18684
7 to 70 bar		XMLB070D2S11	13541

XMLP Pressure Transmitter

- For Hydraulic Oil, air, fresh water, sea water, gas & Refrigeration fluids



Pressure Range	Output	Connection	Reference	Unit MRP [₹]
0 to 10 bar	4-20mA	DIN 43650	XMLP010BC21F <input checked="" type="checkbox"/>	10010
0 to 400 bar	4-20mA	DIN 43650	XMLP400BC21F	10010
0 to 400 bar	0-10V	M12	XMLP400BD71F	8867

Note: 10,16, 25, 40, 60, 100, 250, 400 and 600 , bar version available in stock

Please contact Customer Care Center for Stockable and Non stockable status of references.

NORMAL STOCK ITEMS

W.E.F. August 31, 2021

XCKD Limit Switches



- Metal body
- Conforming to IEC60947-5-1, EN60947-5-1, UL 508, CSA
- C22-2 n°14 standards
- Degree of Protection - IP67
- Tapped entry for n°11 cable gland
- 2 pole N/O + N/C, snap action contact available as standard (3 output contacts also available in same size and replaceable at site)

Description	number of Poles	Reference	Unit MRP [₹]
Steel roller plunger - 1 NC + 1 NO		XCKD2102G11 <input checked="" type="checkbox"/>	1935
Cat's whisker - 1 NC + 1 NO		XCKD2106G11	2178
Steel end plunger - 1 NC + 1 NO		XCKD2110G11	2581
Thermoplastic roller lever - 1 NC + 1 NO		XCKD2118G11 <input checked="" type="checkbox"/>	2361
Thermoplastic roller lever plunger, horizontal direction - 1 NC + 1 NO		XCKD2121G11 <input checked="" type="checkbox"/>	2159
Thermoplastic adjustable roller lever - 1 NC + 1 NO		XCKD2145G11 <input checked="" type="checkbox"/>	2019
Sub-assemblies Metal Bodies for XCKD			
Body ZCD 1 NC + 1 NO Snap Action	2	ZCD21 <input checked="" type="checkbox"/>	2479
Body ZCD 2 NC + 1 NO Snap Action	3	ZCD39	2847
Gland and Head for ZCD Bodies			
Cable gland entry Pg 11 - metal body		ZCDEG11	228
Head for Limit switch - ZCE without operating lever		ZCE01 <input checked="" type="checkbox"/>	638
Steel roller plunger		ZCE02 <input checked="" type="checkbox"/>	845
Cat's whisker		ZCE06	1135
Steel end plunger		ZCE10	673
Thermoplastic roller lever plunger, horizontal direction		ZCE21 <input checked="" type="checkbox"/>	1076
Thermoplastic roller lever ZCY		ZCY18*	268
Steel roller lever ZCY		ZCY19*	713
Variable length thermoplastic roller lever		ZCY45* <input checked="" type="checkbox"/>	942
*To be used with head ZCE01			
Contact block for ZCD bodies			
1NO + 1NC	2	XE2SP2151 <input checked="" type="checkbox"/>	690
1NO + 2NC	3	XE3SP2141	1702

XCK-M Limit Switches



- 1 NO + 1 N/C with positive opening operation
- Heavy duty oil-tight to IP 665
- Up to 20 million operations

Description	Reference	Unit MRP [₹]
Body		
Body - 1 NC + 1 NO - terminals	ZCKM1 <input checked="" type="checkbox"/>	1783
Spare contacts	XE2SP2151 <input checked="" type="checkbox"/>	690
For ordering complete limit switches, please select body and head listed above		
Head		
Head - steel roller plunger	ZCKD02 <input checked="" type="checkbox"/>	911
Head - cat's whisker	ZCKD06 <input checked="" type="checkbox"/>	1001
Head - spring rod lever	ZCKD08 <input checked="" type="checkbox"/>	1030
Head - steel end plunger	ZCKD10 <input checked="" type="checkbox"/>	530
Delrin roller lever head	ZCKD15 <input checked="" type="checkbox"/>	1100
Delrin roller lever plunger head	ZCKD21 <input checked="" type="checkbox"/>	1030
Steel roller lever plunger head	ZCKD23	1297
Variable length Delrin roller lever	ZCKD41 <input checked="" type="checkbox"/>	1345

Please contact Customer Care Center for Stockable and Non stockable status of references.

NORMAL STOCK ITEMS

W.E.F. August 31, 2021

XCK-P Thermoplastic



Conforming to IEC 947-5-1
 Degree of Protection - IP 653
 Double insulated
 Class II conforming to IEC 536
 15 million mechanical durability
 1 NO+1 NC 2 pole snap action contacts with positive opening

Description	Reference	Unit MRP [₹]
Steel roller plunger - 1 NC + 1 NO	XCKP2102G11 <input checked="" type="checkbox"/>	1372
Cat's whisker - 1 NC + 1 NO	XCKP2106G11 <input checked="" type="checkbox"/>	2078
Steel end plunger - 1 NC + 1 NO	XCKP2110G11 <input checked="" type="checkbox"/>	1140
Delrin roller lever ⁽¹⁾	XCKP2118G11 <input checked="" type="checkbox"/>	1174
Delrin roller lever plunger, horizontal direction - 1 NC + 1 NO	XCKP2121G11 <input checked="" type="checkbox"/>	1409
Delrin roller lever plunger, vertical direction - 1 NC + 1 NO	XCKP2127G11 <input checked="" type="checkbox"/>	2169
Adjustable roller lever - 1 NC + 1 NO (1) (Variable Length)	XCKP2145G11 <input checked="" type="checkbox"/>	1372
Spare contact block	XE2SP2151 <input checked="" type="checkbox"/>	690

Note : 1 tapped entry for size 11 cable gland
 (1) Adjustable through 360° in 5 steps

XCMD Metal, compact



Conforming to IEC 947-5-1
 IP 67 conforming to IEC 529
 Pre-cabled, 5 x 0.75 mm²
 Single pole 1 C/O contact, snap action

Description	Reference	Unit MRP [₹]
Steel roller plunger	XCMD2102L1 <input checked="" type="checkbox"/>	3246
Metal end plunger	XCMD2110L1 <input checked="" type="checkbox"/>	2744
Thermoplastic roller lever	XCMD2115L1 <input checked="" type="checkbox"/>	2836

XCK - J Metal



1NO + 1NC
 Snap action
 Positive opening operation
 30 million operations
 Heavy Duty Oil Tight to IP 667
 Accuracy = 0.01 mm

Description	Reference	Unit MRP [₹]
Head - without operating lever - Rotary head	ZCKE05 <input checked="" type="checkbox"/>	1874
Head - cat's whisker	ZCKE06 <input checked="" type="checkbox"/>	1887
Head - spring rod lever	ZCKE08 <input checked="" type="checkbox"/>	2048
Head - steel roller lever	ZCKE23	3316
Head - metal end plunger	ZCKE61	1605
Head - reinforced end plunger	ZCKE67 <input checked="" type="checkbox"/>	2675
Body - 1 NC + 1 NO - terminals	ZCKJ1 <input checked="" type="checkbox"/>	2255
Body - 2 OC - terminals 2 NO + 2 NC	ZCKJ2 <input checked="" type="checkbox"/>	3654
Steel roller lever	ZCKY13 <input checked="" type="checkbox"/>	485
Delrin roller lever Ø 50 mm	ZCKY41 <input checked="" type="checkbox"/>	708
Nylon round rod Ø 6 mm	ZCKY59 <input checked="" type="checkbox"/>	408
spare contacts	XE2SP2151 <input checked="" type="checkbox"/>	690

Note:

- For ordering complete Limit Switches, please select body, head and, if necessary, roller listed above

Please contact Customer Care Center for Stockable and Non stockable status of references.

NORMAL STOCK ITEMS

W.E.F. August 31, 2021

Tiger Limit Switches

XCJ-Thermoplastic



Conforming to IEC 60947-5-1
 Degree of Protection - IP 40, IK 04
 Mechanical durability - 10 million operations
 Operating frequency - 120 operations per minute
 Light Duty application

Description	Type of Approach	Reference	Unit MRP [₹]
Steel roller plunger - 1OC	For lateral cam movement	XCJ102C <input checked="" type="checkbox"/>	1115
Steel roller plunger	For transverse cam movement	XCJ103C <input checked="" type="checkbox"/>	1187
Steel end plunger	Vertical cam approach	XCJ110C <input checked="" type="checkbox"/>	999
Short flat roller lever plunger	One way operation	XCJ121C	1491
Short flat lever plunger		XCJ125C	809
Long flat lever plunger		XCJ126C <input checked="" type="checkbox"/>	929
short roller lever plunger - flat		XCJ127C <input checked="" type="checkbox"/>	836
Long roller lever plunger - flat		XCJ128C <input checked="" type="checkbox"/>	935

XCE-Metal Zinc Alloy



Conforming to IEC 60947-5-1
 Degree of Protection - IP 65
 Mechanical durability - 10 million operations
 Operating frequency - 120 operations per minute
 Medium Duty application

Description	Reference	Unit MRP [₹]
Steel roller plunger for lateral cam movement	XCE102C <input checked="" type="checkbox"/>	1498
Steel end plunger	XCE110C <input checked="" type="checkbox"/>	1373
Thermoplastic roller lever	XCE118C <input checked="" type="checkbox"/>	1538
Variable length thermoplastic roller lever	XCE145C <input checked="" type="checkbox"/>	1859
Round rod Ø3 mm steel rod	XCE154C	2684
Spring rod lever	XCE181C	1786

XCKN Limit Switches



Plastic body
 Conforming to IEC60947-5-1, EN60947-5-1, UL 508, CSA
 C22-2 n°14 standards
 Degree of Protection - IP65
 Tapped entry for n°11 cable gland
 2 pole N/C + N/O, snap action

Description	Type of Approach	Reference	Unit MRP [₹]
Steel roller plunger - 1 NC + 1 NO	Lateral cam approach 2 directions	XCKN2102G11 <input checked="" type="checkbox"/>	962
Cat's whisker - 1 NC + 1 NO	Multi-directional approach	XCKN2106G11 <input checked="" type="checkbox"/>	1149
Spring lever - 1 NC + 1 NO	Multi-directional approach	XCKN2108G11 <input checked="" type="checkbox"/>	1710
Steel end plunger - 1 NC + 1 NO	Vertical approach 1 direction	XCKN2110G11 <input checked="" type="checkbox"/>	811
Thermoplastic roller lever - 1 NC + 1 NO	Lateral approach 2 directions	XCKN2118G11 <input checked="" type="checkbox"/>	848
Thermoplastic roller lever plunger, horizontal direction - 1 NC + 1 NO	Lateral approach 1 direction	XCKN2121G11 <input checked="" type="checkbox"/>	1059
Variable length adjustable roller lever - 1 NC + 1 NO	Lateral approach 2 directions	XCKN2145G11 <input checked="" type="checkbox"/>	1019
Variable length adjustable Thermoplastic roller lever Ø 50 mm - 1 NC + 1 NO	Lateral approach 2 directions	XCKN2149G11 <input checked="" type="checkbox"/>	1251
Variable length adjustable Thermoplastic large roller lever Ø 50 mm - 1 NC + 1 NO, snap action	Lateral approach 2 directions	XCKN2149P20S64 <input checked="" type="checkbox"/>	884
Variable length adjustable Thermoplastic large roller lever Ø 50 mm - 1 NC + 1 NO, Slow-break, break before make	Lateral approach 2 directions	XCKN2549P20S64 <input checked="" type="checkbox"/>	892

Please contact Customer Care Center for Stockable and Non stockable status of references.

NORMAL STOCK ITEMS

W.E.F. August 31, 2021

XCMN Limit Switches



Miniature design
 Conforming to IEC60947-5-1, EN60947, UL 508, CSA C22-2 n°14 standards
 Degree of Protection - IP65
 Plastic body with metal head
 1 metre PVR cable supplied as standard (4 x 0.75mm²)
 2 pole N/C + N/O, snap action contact
 Mechanical durability - 5 million operating cycles

Description	Reference	Unit MRP [₹]
Steel roller plunger for lateral cam approach	XCMN2102L1	2015
Cat's whisker - 1 NC + 1 NO	XCMN2106L1	3093
Steel end plunger	XCMN2110L1	1750
Thermoplastic roller lever - 1 NC + 1 NO	XCMN2115L1	1933
roller lever plunger - 1 NC + 1 NO - one direction actuation	XCMN2121L1	2268
Thermoplastic adjustable roller lever - 1 NC + 1 NO	XCMN2145L1	2198

XCKMR (Metal) Limit Switches



For Hoisting & material handling Application
 3 Cable Entry

Type of Operator	Contact Type	Cable Entry	Reference	Unit MRP [₹]
With Cruciform metal rod	2x2 pole NC + NC Staggered	M20 x 1.5	XCKMR54D1H29 <input checked="" type="checkbox"/>	11691
With Cruciform metal rod	2x2 pole NC + NC Staggered	PG 13 Cable Gland	XCKMR54D1 <input checked="" type="checkbox"/>	13244

XCKVR (Plastic) Limit Switch



Type of Operator	Contact Type	Cable Entry	Reference	Unit MRP [₹]
With cruciform metal rod	2x2 pole NC+NC staggered	M20x1.5	XCKVR54D1H29 <input checked="" type="checkbox"/>	5038

Conveyor Belt Shift Monitoring Switches



Type of Operator	Tripping Angle	Reference	Unit MRP [₹]
Spring return roller zinc plated steel with lever for corrosive atmosphere	10° fault signalling 18° stopping of the conveyor belt	XCRT115	19556
Spring return roller stainless steel with lever	10° fault signalling 18° stopping of the conveyor belt	XCRT215	41983
Spring Return steel roller lever	23° Stopping of the Conveyor Belt (1 C/O)	XCKJ105217H29	4636

Note:
 • Accuracy = 0.05 mm
 • 3 cable entries tapped for CM10 cable glands

Please contact Customer Care Center for Stockable and Non stockable status of references.

NORMAL STOCK ITEMS

W.E.F. August 31, 2021

XCKM.LC Metal



1NO + 1NC Snap action
 10 millions operations
 Heavy Duty Oil tight IP66, IK05

Operation type	Connection	Reference	Unit MRP [₹]
Metal end plunger	Pg11	XCKM110LC	2652
Metal end plunger	M20	XCKM110H29LC	2864
Steel roller plunger	PG11	XCKM102LC	2652
Steel roller plunger	M20	XCKM102H29LC	2864
Steel roller lever	Pg11	XCKM116LC	1910
Steel roller lever	M20	XCKM116H29LC	2334
Steel roller lever Horizontal actuation	Pg11	XCKM2023LC	1910
Steel roller lever Horizontal actuation	M20	XCKM2023H29LC	1383

XCKJ.LC



1NO + 1NC
 Snap action
 10 million operations
 Heavy Duty Oil Tight to IK07, IP66, IP67

Operation Type	Connection	Reference	Unit MRP [₹]
Metal end plunger	M20	XCKJ161H29LC	2072
Metal end plunger	Pg 13.5	XCKJ161LC	1834
Steel roller plunger	M20	XCKJ167H29LC	1891
Steel roller plunger	Pg 13.5	XCKJ167LC	1891
Thermoplastic roller lever	M20	XCKJ10511H29LC	2584
Thermoplastic roller lever	Pg13.5	XCKJ10511LC	1848
Steel roller lever	M20	XCKJ10513H29LC	1786
Steel roller lever	Pg13.5	XCKJ10513LC	1769
Var.length Thermoplastic roller lever	M20	XCKJ10541H29LC	2194
Var.length Thermoplastic roller lever	Pg13.5	XCKJ10541LC	2194
Polyamide 6 mm rod lever	M20	XCKJ10559H29LC	2039
Polyamide 6 mm rod lever	Pg.13.5	XCKJ10559LC	2456
Var.length Steel roller lever	M20	XCKJ10543H29LC	1848
Var.length Steel roller lever	Pg13.5	XCKJ10543LC	1687

XCK-T Thermoplastic



Conforming to IEC 947-5-1
 Degree of Protection - IP 653
 Double insulated
 Class II conforming to IEC 536
 15 Million Mechanical durability
 1 NO+1 NC 2 pole snap action contacts with positive opening

Description	Reference	Unit MRP [₹]
Steel roller plunger - 1 NC + 1 NO	XCKT2102G11	1902
Steel end plunger - 1 NC + 1 NO	XCKT2110G11	2273
Delrin - roller lever plunger, horizontal direction - 1 NC + 1 NO	XCKT2121G11	1902

Note : 2 tapped entries for size 11 cable glands
 (1) Adjustable through 360° in 5 steps

Please contact Customer Care Center for Stockable and Non stockable status of references.

NORMAL STOCK ITEMS

W.E.F. August 31, 2021

Wireless and Batteryless OsiSense XCMW



Uses Zigbee® protocol for best-in-class communication performance
 Up to 100m distance in open field
 Up to 32 transmitters per receiver (ZBRRC and ZBRRD receivers)
 Top performance with access point receiver:
 • Through Modbus serial
 • Through Modbus/TCP protocol

Operation	Reference	Unit MRP [₹]
Metal end plunger	XCMW110	On Request
Steel roller plunger	XCMW102	On Request
Thermoplastic roller lever	XCMW115	On Request
Steel roller lever	XCMW116	On Request
Variable length thermoplastic roller lever	XCMW145	On Request

XZBW, universal wireless solution for sensors



Brings wireless transmission to any standard sensor or switch.
 Savings on cables, cable tray & related maintenance costs.
 Compatible with any type of PNP/ NPN or contact sensor
 One digital input per emitter
 Connect up to two emitters per receiver

Operation	Reference	Unit MRP [₹]
Wireless transmitter for sensors and switches	XZBWE112A24	On Request
Programmable receiver - 4 PNP - 200 mA - 24 V DC - 2 pusbuttons - 6 LEDs	XZBWR2STT24	On Request

Safety Detection Solution



Guard Switch, Actuator Operated
 Plastic, Turret Head
 Mechanical Durability = >1 Million operating cycle
 NC contact with positive opening

Operation	Cable Entry	Reference	Unit MRP [₹]
3 Pole NC+ NC + NO - Snap Action	Pg 11	XCSPA491	3490
2 Pole NC + NO - Break Before Make, Slow Break	Pg 11	XCSPA591	2648
2 Pole NC + NO - Break Before Make, Slow Break	½" NTP	XCSPA592 <input checked="" type="checkbox"/>	2155
2 Pole NC + NC - Slow Break	Pg 11	XCSPA791	2377
2 Pole NC + NC - Slow Break	½" NTP	XCSPA792	2603
3 Pole NC+ NO + NO - Slow Break (2NO Staggered)	Pg11	XCSTA591 <input checked="" type="checkbox"/>	3231

Please contact Customer Care Center for Stockable and Non stockable status of references.

NORMAL STOCK ITEMS

W.E.F. August 31, 2021

XCS LE /LF Safety Solenoid Interlock



Body Type	Contacts	Voltage	Locking	Reference	Unit MRP [₹]
Metal	NO + NC	24V AC/DC	On de-energisation	XCSLF2525312	19045
Plastic	NO + NC	24V AC/DC	On de-energisation	XCSLE2525312 <input checked="" type="checkbox"/>	14667
Plastic	NC + NC + NO	24V AC/DC	On de-energisation	XCSLE3737312	17750

XCSDM Safety coded Magnetic Switch



Contact*	Body Size	Connection	Reference	Unit MRP [₹]
2-pole 1 NC + 1 NO (staggered)	Compact 51 x 16 x 7	2m Cable	XCSDMC5902 <input checked="" type="checkbox"/>	5118
2-pole 1 NO + 1 NO (staggered)	Compact 51 x 16 x 7	2m Cable	XCSDMC7902	5620
2-pole 1 NC + 1 NO (staggered)	Standard 88 x 25 x 13	2m Cable	XCSDMP5902	4091
2-pole 1 NO + 1 NO (staggered)	Standard 88 x 25 x 13	2m Cable	XCSDMP7902	4522
3-pole 1 NC + 1 NO + 1 NO (staggered)	Standard 88 x 25 x 13	M12 Connector	XCSDMP700L01M12	10763
3-pole 1 NC + 1 NO + 1 NO (staggered)	Standard 88 x 25 x 13	M12 Connector	XCSDMP701L01M12	7488
2-pole 1 NC + 1 NO (staggered)	Cylindrical D=30, L= 38.5	M12 Connector	XCSDMR590L01M12	6782

Please contact Customer Care Center for Stockable and Non stockable status of references.

NORMAL STOCK ITEMS

W.E.F. August 31, 2021

Specifications: Metal/Plastic Body, Precabled, Universal M8, M12 connector, Sensing Distance: Upto 15 mm

[Sn] nominal sensing distance	Sensor design	Discrete output function	Discrete Output type	Reference	Unit MRP [₹]
Three Wire Metal 12-24V DC, Flush Mountable - Threaded					
1.5mm	M8	1 NO	NPN	XS108BLNAL2	1565
				XS108BLPAL2 <input checked="" type="checkbox"/>	1293
			PNP	XS108BLPAM12 <input checked="" type="checkbox"/>	1389
				XS108BLPAM8	1415
Three Wire Metal 12-24V DC, Non Flush Mountable - Threaded					
2.5mm	M8	1 NO	NPN	XS208BLNAL2 <input checked="" type="checkbox"/>	1782
				XS208BLPAL2 <input checked="" type="checkbox"/>	1798
				XS208BLPAM12	2645
Three Wire Metal 12-24V DC, Flush Mountable - Threaded					
2mm	M12	1NC	PNP	XS112BLPBL2 <input checked="" type="checkbox"/>	2213
				XS112BLNAL2 <input checked="" type="checkbox"/>	1189
		1 NO	NPN	XS112BLNAM12	1510
			PNP	XS112BLPAL2 <input checked="" type="checkbox"/>	1141
		XS112BLPAM12 <input checked="" type="checkbox"/>	1108		

Specifications : Metal/Plastic Body, Precabled, Universal M8, M12 connector, Sensing Distance: Upto 15mm

[Sn] nominal sensing distance	Sensor design	Discrete output function	Discrete Output type	Reference	Unit MRP [₹]
Two Wire - 12-240V AC Metal, Flush Mountable - Threaded					
Three Wire Metal 12-24V DC, Non Flush Mountable - Threaded					
4 mm	M12	1 NO	NPN	XS212BLNBL2 <input checked="" type="checkbox"/>	1518
				XS212BLPBL2 <input checked="" type="checkbox"/>	1650
			NPN	XS212BLNAL2	1228
			NPN	XS212BLNAM12	1901
			PNP	XS212BLPAL2 <input checked="" type="checkbox"/>	1224
			PNP	XS212BLPAL5	1620
		PNP	XS212BLPAM12	1431	
Three Wire Metal 12-24V DC, Flush Mountable - Threaded					
5 mm	M18	1 NO	PNP	XS118BLPBL2	1827
				XS118BLNAL2 <input checked="" type="checkbox"/>	1431
				XS118BLNAM12	1930
				XS118BLPAL2 <input checked="" type="checkbox"/>	1286
			PNP	XS118BLPAL5	2578
				XS118BLPAM12 <input checked="" type="checkbox"/>	1845
Three Wire Metal 12-24V DC, Non Flush Mountable - Threaded					
8 mm	M18	1 NO	NPN	XS218BLNAL2 <input checked="" type="checkbox"/>	1250
				XS218BLNAM12	1887
				XS218BLPAL2 <input checked="" type="checkbox"/>	1224
			PNP	XS218BLPAL5	1620
				XS218BLPAM12 <input checked="" type="checkbox"/>	1370

Please contact Customer Care Center for Stockable and Non stockable status of references.

NORMAL STOCK ITEMS

W.E.F. August 31, 2021

Specifications : Metal/Plastic Body, Precabled, Universal M8, M12 connector, Sensing Distance: Upto 15mm

[Sn] Nominal sensing distance	Sensor design	Discrete Output function	Discrete Output type	Reference	Unit MRP [₹]
Three Wire Metal 12-24V DC, Flush Mountable - Threaded					
10mm	M30	1NC	PNP	XS130BLPBL2	2462
		1 NO	NPN	XS130BLNAL2 <input checked="" type="checkbox"/>	2387
			PNP	XS130BLPAL2 <input checked="" type="checkbox"/>	1399
				XS130BLPAM12	2445
Three Wire Metal 12-24V DC, Non Flush Mountable - Threaded					
15mm	M30	1NC	PNP	XS230BLPBL2	1561
		1 NO	NPN	XS230BLNAL2	2177
			PNP	XS230BLPAL2 <input checked="" type="checkbox"/>	1360
				XS230BLPAL5	2344
				XS230BLPAM12	2462

Note :

1. L2 stands for sensors with 2m cable
2. L5 stands for sensors with 5m cable
3. L10 stands for sensors with 10m cable
4. M8 & M12 stand for universal connectors.
5. Connectors to be ordered separately.

Please contact Customer Care Center for Stockable and Non stockable status of references.

NORMAL STOCK ITEMS

W.E.F. August 31, 2021

Extended Sensing Range

[Sn] Nominal sensing distance	Sensor design	Discrete Output function	Discrete Output type	Reference	Unit MRP [₹]
Three Wire Metal 10-36V DC, Flush Mountable - Threaded					
2.5 mm (Length 51 mm)	M8	1 NO	PNP	XS608B1PAL2	4332
2.5 mm (Length 51 mm)	M8	1 NO	PNP	XS608B1PAM12 <input checked="" type="checkbox"/>	4066
4 mm (Length 53 mm)	M12	1 NO	PNP	XS612B1PAL2 <input checked="" type="checkbox"/>	3595
4 mm (Length 53 mm)	M12	1 NO	PNP	XS612B1PAM12 <input checked="" type="checkbox"/>	3068
8 mm (Length 62 mm)	M18	1 NO	PNP	XS618B1PAL2 <input checked="" type="checkbox"/>	4121
8 mm (Length 62 mm)	M18	1 NO	PNP	XS618B1PAM12 <input checked="" type="checkbox"/>	3756
15 mm (Length 62 mm)	M30	1 NO	PNP	XS630B1PAL2 <input checked="" type="checkbox"/>	4919
15 mm (Length 62 mm)	M30	1 NO	PNP	XS630B1PAM12 <input checked="" type="checkbox"/>	4673
Three Wire Metal 12-24V DC, Flush Mountable - Threaded					
4 mm	M12	1 NO	PNP	XS112B3PAL2	2556
				XS112B3PAM12 <input checked="" type="checkbox"/>	2115
Three Wire Metal 12-24V DC, Flush Mountable - Threaded					
8 mm	M18	1 NO	PNP	XS118B3PAL2	2959
				XS118B3PAM12	3625
8 mm	M18	1 NO	PNP	XS118B3PAL2	2959
				XS118B3PAM12	3625
Three Wire Metal 12-24V DC, Flush Mountable - Threaded					
15 mm	M30	1 NO	PNP	XS130B3PAM12	3110

Multi Current/Multi Voltage sensor for AC/DC Application

2 Wire, Supply voltage 20...264 LED Out Put State Indicator

[Sn] Nominal sensing distance	Sensor design	Discrete Output function	Reference	Unit MRP [₹]
4 mm	M12	NO	XS612B1MAL2 <input checked="" type="checkbox"/>	7071
8 mm	M18	NO	XS618B1MAL2 <input checked="" type="checkbox"/>	5045
15 mm	M30	NO	XS630B1MAL2 <input checked="" type="checkbox"/>	5487

Multi Current/Multi voltage Sensor for AC/DC Application
 2 wire connection
 Supply voltage 20...264 V

Flush-Non flush mountable via teach mode

25 mm	40 x 40 x 15	AC/DC NO	XS8C1A1MAL2	10148
60 mm	80 x 80 x 26	AC/DC NO	XS8D1A1MAL2	15108

Speed Rotation Monitoring Proximity Switches

[Us] Rated Supply voltage	Switching capacity	Wiring technique	[Sn] Sensing distance	Operating zone	Adjustable Freq. Impulse/min	Reference	Unit MRP [₹]
24...210 V DC	5...200 mA DC 5...350 mA AC	2-wire AC/DC	10 mm	0...8 mm	6...150	XSAV11801 <input checked="" type="checkbox"/>	14079
24...240 V AC 50/60 Hz					120...3000	XSAV12801 <input checked="" type="checkbox"/>	23237
12...48 V DC	≤ 200 mA overload and short-circuit protection	3-wire DC PNP	10 mm	0...8 mm	6...150	XSAV11373 <input checked="" type="checkbox"/>	19580
					120...3000	XSAV12373 <input checked="" type="checkbox"/>	15664

Accessories

Description	Sensor Design	Reference	Unit MRP [₹]
Fixing for cylindrical sensor	m18	XSZB118	781

Please contact Customer Care Center for Stockable and Non stockable status of references.

NORMAL STOCK ITEMS

W.E.F. August 31, 2021

XS Flat Type [Inductive Sensors]

Rated Supply voltage-12...24V DC



Description	Output Function	Switching capacity in mA	[Sn] Sensing distance	Reference	Unit MRP [₹]
Flat form 40x40x15	PNP [NO], 3-wire	<=100 mA	Flush-15mm	XS7C1A1PAL2	4155
Flat form 80x80x26	PNP [NO], 3-wire	<=100 mA	Flush-40mm	XS7D1A1PAL2	5777
Flat form 40x40x15	PNP [NO], 3-wire	<=200mA	Non-Flush-25mm	XS8C1A1PAL2	15670
Flat form 80x80x26	PNP [NO], 3-wire	<=200mA	Non-Flush-60mm	XS8D1A1PAL2	9845



XS Cubic C2 Form



XS Turret Form

Sensing range	Output	Connection	Reference	Unit MRP [₹]
XS Cubic C2 Form				
15mm	1 NO	Terminal	XS7C2A1PAM12	3418
20mm	1 NO + 1NC	Terminal	XS8C2A1PCM12	4332
40mm	1 NO + 1NC	Terminal	XS8C2A4PCM12 <input checked="" type="checkbox"/>	4979
XS Turret Form				
15 mm	1NO + 1 NC programmable	Terminals	XS7C4A1DPG13	6118
15 mm	1NO + 1 NC programmable	Terminals	XS7C4A1MPG13 <input checked="" type="checkbox"/>	6919
20mm	1NO+ 1NC	Terminals	XS8C4A1PCG13 <input checked="" type="checkbox"/>	6084
20mm	1NO+ 1NC	Terminals	XS8C4A1PCP20	7514
20mm	1NO + 1 NC programmable	Terminals	XS8C4A1DPG13	14329
20mm	1NO + 1 NC programmable	Terminals	XS8C4A1MPG13	9724
20mm	1NO + 1 NC programmable	Terminals	XS8C4A1MPP20	7779
20mm	1NO + 1 NC programmable	Terminals	XS8C4A1MPG13	9724

XT Capacitive sensor

Sensing range	Output	Connection	Reference	Unit MRP [₹]
8mm	1 NO	2M Cable	XT218A1PAL2	4175
8mm	1NC + NO	M12 Connector	XT218A1PCM12 <input checked="" type="checkbox"/>	4144
15mm	1NO	2M Cable	XT230A1PAL2 <input checked="" type="checkbox"/>	4561
15mm	1NO + 1 NC	M12 connector	XT230A1PCM12	4278

Please contact Customer Care Center for Stockable and Non stockable status of references.

NORMAL STOCK ITEMS

W.E.F. August 31, 2021

OsiSense Ultrasonic XX



3 wire connection
Supply voltage 10-28 V DC
Plastic case

[Sn] Nominal Sensing Distance	Sensor Design	Discrete Output Function	Reference	Unit MRP [₹]
50 cm	M18	PNP NO	XX518A3PAM12	12960
1 m	M30	PNP NO	XX6V3A1PAM12 <input checked="" type="checkbox"/>	15679

Sensors with analogue output for DC application

4 wire connection
Supply voltage 10..28 V DC
M12 Connector
Plastic Case

8 m	M30	4..20 mA	XX930A3A2M12	37110
-----	-----	----------	--------------	-------

OsiSense XX



Ultrasonic Sensor for monitoring 2 levels

Sensing Distance	Output	Connection	Reference	Unit MRP [₹]
0.5m	PNP [NO]	M12	XX218A3PHM12	14797

Please contact Customer Care Center for Stockable and Non stockable status of references.

NORMAL STOCK ITEMS

W.E.F. August 31, 2021



Connector Type	Connection	Shape	Length	Reference	Unit MRP [₹]
Osi Sense XZ PUR cable Industrial high end use Nominal Current 4A Matt Black Colour Operation temperature -35 .. +90OC IP 67					
PUR Pre-wired connector	M8, 3 pins	Straight	2m	XZCP0566L2	886
PUR Pre-wired connector	M8, 3 pins	Straight	5m	XZCP0566L5	1143
PUR Pre-wired connector	M8, 3 pins	Elbowed	5m	XZCP0666L5	1276
PUR Pre-wired connector	M8, 4 pins	Straight	2m	XZCP0941L2	1021
PUR Pre-wired connector	M8, 4 pins	Straight	5m	XZCP0941L5	1276
PUR Pre-wired connector	M8, 4 pins	Elbowed	2m	XZCP1041L2	1021
PUR Pre-wired connector	M8, 4 pins	Elbowed	5m	XZCP1041L5	1276
PUR Pre-wired connector	M12, 4 pins	Straight	2m	XZCP1141L2 <input checked="" type="checkbox"/>	852
PUR Pre-wired connector	M12, 4 pins	Straight	5m	XZCP1141L5 <input checked="" type="checkbox"/>	1332
PUR Pre-wired connector	M12, 4 pins	Elbowed	2m	XZCP1241L2 <input checked="" type="checkbox"/>	902
PUR Pre-wired connector	M12, 4 pins	Elbowed	5m	XZCP1241L5 <input checked="" type="checkbox"/>	1587
Osi Sense XZ PVC Cable • General use • Nominal Current 3A • Grey Colour • Operating temperature -25..+80°C • IP 65					
PVC Pre-wired connector	M8, 3 pins	Straight	2m	XZCPV0566L2	796
PVC Pre-wired connector	M8, 3 pins	Straight	5m	XZCPV0566L5	812
PVC Pre-wired connector	M8, 3 pins	Elbowed	5m	XZCPV0666L5	1221
PVC Pre-wired connector	M8, 4 pins	Straight	2m	XZCPV0941L2 <input checked="" type="checkbox"/>	765
PVC Pre-wired connector	M8, 4 pins	Straight	5m	XZCPV0941L5	1377
PVC Pre-wired connector	M8, 4 pins	Elbowed	5m	XZCPV1041L5	962
PVC Pre-wired connector	M12, 4 pins	Straight	2m	XZCPV1141L2 <input checked="" type="checkbox"/>	597
PVC Pre-wired connector	M12, 4 pins	Straight	5m	XZCPV1141L5 <input checked="" type="checkbox"/>	777
PVC Pre-wired connector	M12, 4 pins	Elbowed	2m	XZCPV1241L2 <input checked="" type="checkbox"/>	681
PVC Pre-wired connector	M12, 4 pins	Elbowed	5m	XZCPV1241L5 <input checked="" type="checkbox"/>	761
Osi Sense XZ Connector • Protection IP67 • Connection Type Screw Threaded					
Male connector	M12, 4 Pin	Straight		XZCC12MDM40B	480
Male connector	M12, 4 Pin	Elbowed		XZCC12MCM40B	526
Male connector	M12, 5 Pin	Straight		XZCC12MDM50B	1063
Male connector	M12, 5 Pin	Elbowed		XZCC12MCM50B	1063
Female connector	M12, 4 Pin	Straight		XZCC12FDM40B	471
Female connector	M12, 4 Pin	Elbowed		XZCC12FCM40B <input checked="" type="checkbox"/>	480

Please contact Customer Care Center for Stockable and Non stockable status of references.

NORMAL STOCK ITEMS

W.E.F. August 31, 2021

A Complete Solution

Sensors → Interface → Cloud → Application

1st step: Electromechanical Sensors

Limit Switches



Pressure Switches



Safety Switches



Working as an interface between the sensor and the cloud. Communication done in Low Power Wan



Focused on Operated Network:



The first company already present to provide an IOT network



Watch information

be informed when Event happened or Check status of one sensor

Reference

XIOT11SE0MRCL (Transmitter only)

XIOT11SE5MRCL (Prepaid 5-year access to Cloud)

XIOT11SERMRCL (Subscription services)

Coming Soon

Industrial PC and Displays



- Our comprehensive Magelis iPC range offers industrial PCs for improved productivity and an enhanced user experience. Choose the right industrial PC for your environment, from our wide range and be confident that they are designed to last

Product description	Reference	Unit MRP [₹]
Box PC Perf. HDD DC Win 8.1 2 slots	HMIBMPHI74D2801	On Request
Box PC Perf. HDD DC Win 8.1 4 slots	HMIBMPHI74D4801	On Request
Box PC Perf. SSD DC Win 7 4 slots	HMIBMPSI74D470L	On Request
Box PC Perf. SSD DC Win 8.1 4 slots	HMIBMPSI74D4801	On Request
Box PC Univ. DC Base unit 4Gb 2 slots	HMIBMU0I29D2001	On Request
Box PC Universal CFast DC WES 2 slots	HMIBMUJCI29D2W01	On Request
Box PC Universal HDD DC Win 8.1 2 slots	HMIBMUHI29D2801	On Request
Box PC Universal HDD DC Win 8.1 4 slots	HMIBMUHI29D4801	On Request
Box PC Universal SSD DC Win 8.1 2 slots	HMIBMUSI29D2801	On Request
S-BOX PC Optimized CFlash DC 1 slot	HMIBSOCND1E01	On Request
S-BOX PC Universal No OS DC 1 slot	HMIBSUOND1001	On Request
S-BOX PC Universal CFast DC 1 slot	HMIBSUCND1W01	On Request
S-BOX PC Universal SSD DC 1 slot	HMIBSUSND1W01	On Request
Box PC Universal Hard Disk DC 2 slots	HMIBUHND2P01	On Request
iDisplay monitor 12" Touch DC DVI	HMIDID64DTD1	On Request
iDisplay monitor 15" Touch DC DVI	HMIDID73DTD1	On Request
Display PC 4:3 12" single t. for HMIBM	HMIDM6421	On Request
Display PC Wide 12" multi-t. for HMIBM	HMIDM6521	On Request
Display PC 4:3 15" single t. for HMIBM	HMIDM7421	On Request
Display PC Wide 15" multi-t. for HMIBM	HMIDM7521	On Request
Display PC Wide 19" multi-t. for HMIBM	HMIDM9521	On Request
Display PC Wide 22" multi-t. for HMIBM	HMIDMA521	On Request
Enclosed PC Perf. W19 DC - Base unit	HMIPPEP0952D1001	On Request
Enclosed PC Perf. SSD W19 DC Win 8.1	HMIPPEPS952D1801	On Request
Panel PC 12" Performance - Base unit	HMIPP06D0001	On Request
Panel PC Perform. SSD 12" AC 2 slots	HMIPPF6A2701	On Request
Panel PC Perform. F.Disk 15" AC 2 slots	HMIPPF7A2701	On Request
Panel PC Perform. HDD 12" AC 2 slots	HMIPPH6A2701	On Request
Panel PC Perform. H.Disk 15" AC 0 slot	HMIPPH7A0701	On Request
Panel PC Perf 15" stainless HDD AC 2 slt	HMIPRH7A2701	On Request
S-Panel PC Optimized W10 DC - Base unit	HMIPSO0552D1001	On Request
S-Panel PC Optimized W15 DC - Base unit	HMIPSO0752D1001	On Request
S-Panel PC Optimized CFast W15 DC WES	HMIPSOC752D1W01	On Request
S-Panel PC Optimized HDD W10 DC Win 8.1	HMIPSOH552D1801	On Request
S-Panel PC Optimized HDD W15 DC Win 8.1	HMIPSOH752D1801	On Request
S-Panel PC Optimized SSD W10 DC Win 8.1	HMIPSO5552D1801	On Request
S-Panel PC Optimized SSD W15 DC Win 8.1	HMIPSO5752D1801	On Request
S-Panel PC Performance W15 DC -Base unit	HMIPSP0752D1001	On Request
S-Panel PC Performance W19 DC -Base unit	HMIPSP0952D1001	On Request
S-Panel PC Perf. CFast W15 DC WES	HMIPSPC752D1W01	On Request
S-Panel PC Perf. CFast W19 DC WES	HMIPSPC952D1W01	On Request
S-Panel PC Performance HDD W15 DC Win8.1	HMIPSPH752D1801	On Request
S-Panel PC Performance HDD W19 DC Win8.1	HMIPSPH952D1801	On Request
S-Panel PC Performance SSD W15 DC Win8.1	HMIPSPS752D1801	On Request
S-Panel PC Performance SSD W19 DC Win8.1	HMIPSPS952D1801	On Request
Panel PC Univ 15" stainless HDD DC 2 slt	HMIPTH7D2P01	On Request
Panel PC 12" Universal - Base unit	HMIPU06D0001	On Request
Panel PC Universal CFast 12" AC 0 slot	HMIPUC6A0E01	On Request
Panel PC Universal CFast 12" DC 0 slot	HMIPUC6D0E01	On Request
Panel PC Universal SSD 12" AC 0 slot	HMIPUF6A0701	On Request
Panel PC Universal SSD 12" DC 0 slot	HMIPUF6D0701	On Request
Panel PC Universal HDD 12" AC 0 slot	HMIPUH6A0701	On Request
Panel PC Universal HDD 12" DC 0 slot	HMIPUH6D0701	On Request
Panel PC Univ. H.Disk 15" DC 2 slots	HMIPUH7D2P01	On Request
Panel PC Universal H.Disk 19" AC 0 slot	HMIPUH9A0P01	On Request
Panel PC Universal H.Disk 19" AC 2 slots	HMIPUH9A2P01	On Request
Panel PC Univ. H.Disk 19" DC 2 slots	HMIPUH9D2P01	On Request
Panel PC Optimum Compact Flash 15" DC	HMIPWC7D0E01	On Request

Please contact Customer Care Center for Stockable and Non stockable status of references.

NORMAL STOCK ITEMS

W.E.F. August 31, 2021

RACK IPC

Product description	Reference	Unit MRP [₹]
Rack PC 2U Optimized HDD AC 3 slots	HMIRSOHPA3W01	On Request
Rack PC 4U Performance SSD AC 6 slots	HMIRSPFXA6701	On Request
Rack PC 4U Perf. SSD AC redund. 6 slots	HMIRSPFXR6702	On Request
Rack PC 4U Performance HDD AC 6 slots	HMIRSPHXA6701	On Request
Rack PC 4U Perf. HDD AC 6 slots PES	HMIRSPHXA67P1	On Request
Rack PC 4U Perf. HDD AC 6 slots server	HMIRSPSXR6S01	On Request
Rack PC 4U Perf. HDD AC 6 slots server	HMIRSPSXR6T01	On Request
Rack PC 2U Universal HDD AC 3 slots	HMIRSUH3A3701	On Request
Rack PC 2U Universal SSD AC 3 slots	HMIRSUS3A3701	On Request
Vijeo XD RT, printed	HMIRTWCZLSPMZZ	On Request
Rack PC 2U Optim. HDD AC 3 slots No OS	HMIRXOHC3001	On Request
Rack PC 2U Optimized HDD AC 3 slots	HMIRXOHC3W01	On Request

Magelis GTU



- High performance modular HMI
- Modular HMI with smartphone-like interface and Wireless technology: Unmatched comfort of use without compromise on performance and openness

Product description	Reference	Unit MRP [₹]
7W Touch Advanced Display WVGA	HMIDT351	On Request
10.4 Touch Smart Display SVGA	HMIDT542	On Request
10W Touch Advanced Display WXGA	HMIDT551	On Request
12.1 Touch Smart Display XGA	HMIDT642	On Request
12W Touch Advanced Display WXGA	HMIDT651	On Request
15 Touch Smart Display XGA	HMIDT732	On Request
HMIDT732 Coated	HMIDT732FC	On Request
15W Touch Smart Display FWXGA	HMIDT752	On Request
19W Touch Smart Display FWXGA	HMIDT952	On Request
Premium BOX for Universal Panel	HMIG3U	On Request
HMIG3U Coated	HMIG3UFC	On Request
Open BOX for Universal Panel	HMIG5U	On Request
Open BOX for Universal Panel	HMIG5U2	On Request
Magelis GTU Open BOX for Vijeo XL	HMIG5UL8A	On Request

Magelis SCU



- Cut out free HMI controller
Magelis SCU controller delivers adequate functionality for control of small machines and simple processes, while saving up to 30% in installation and ownership costs

Product description	Reference	Unit MRP [₹]
3.5 Small Controller Panel For Machine	HMISCU6A5	On Request
3.5 Small Controller Panel For Process	HMISCU6B5	On Request
5.7 Small Controller Panel For Machine	HMISCU8A5	On Request
5.7 Small Controller Panel For Process	HMISCU8B5	On Request

Please contact Customer Care Center for Stockable and Non stockable status of references.

NORMAL STOCK ITEMS

W.E.F. August 31, 2021

HMI Panels with Optimised Features



Product description	Reference	Unit MRP [₹]
5.7 Keypad Panel QVGA-TFT	HMIGK2310	On Request
10.4 Keypad Panel VGA-TFT	HMIGK5310	On Request
3.5 Color Touch Panel QVGA-TFT	HMIGTO1300	On Request
3.5 Color Touch Panel QVGA-TFT	HMIGTO1310	On Request
5.7 Color Touch Panel QVGA-TFT	HMIGTO2300	On Request
5.7 Color Touch Panel QVGA-TFT	HMIGTO2310	On Request
5.7 Color Touch Panel QVGA Stainless	HMIGTO2315	On Request
7.0 Color Touch Panel WVGA-TFT	HMIGTO3510	On Request
7.5 Color Touch Panel VGA-TFT	HMIGTO4310	On Request
10.4 Color Touch Panel VGA-TFT	HMIGTO5310	On Request
HMIGTO5310 coated and logo removed	HMIGTO5310FCW	On Request
HMIGTO5310 logo removed	HMIGTO5310FW	On Request
10.4 Color Touch Panel VGA Stainless	HMIGTO5315	On Request
12.1 Color Touch Panel SVGA-TFT	HMIGTO6310	On Request
HMIGTO6310 Coated	HMIGTO6310FC	On Request
12.1 Color Touch Panel SVGA Stainless	HMIGTO6315	On Request
STU rear module	HMIS5T	On Request
STU 3in5 front module	HMIS65	On Request
STU3in5 front module w/o mark on overlay	HMIS65W	On Request
STU 5in7 front module	HMIS85	On Request
STU5in7 front module w/o mark on overlay	HMIS85W	On Request
REAR MODULE SMALL CONTROLLER MACHINE	HMISAC	On Request
REAR MODULE SMALL CONTROLLER PROCESS	HMISBC	On Request
TOUCH PANEL SCREEN 3"4 MONOCHROME G/O/R	HMISTO511	On Request
TOUCH PANEL SCREEN 3"4 MONOCHROME W/P/R	HMISTO512	On Request
Touch Panel Screen 3"4 Mono ETH G/O/R	HMISTO531	On Request
Touch Panel Screen 3"4 Mono ETH W/P/R	HMISTO532	On Request
4.3" touch panel screen RS232C	HMISTO705	On Request
4.3" touch panel screen RS232C/485	HMISTO715	On Request
4.3" touch panel screen Ethernet	HMISTO735	On Request
Customized STO735	HMISTO735AG	On Request
Touch Panel Screen 3"5 Color	HMISTU655	On Request
STU 3in5 without marking on overlay	HMISTU655W	On Request
Touch Panel Screen 5"7 Color	HMISTU855	On Request
STU 5in7 without marking on overlay	HMISTU855W	On Request

Magelis Easy GXU



- Reliable and cost-effective touch-screen terminals Tailored to meet the challenges faced by new economies: <001F> t for purpose at affordable prices with no compromise on ease of use, robustness, and availability.

Product description	Reference	Unit MRP [₹]
GXU Touch Panel, 7"W TFT, SL only	HMIGXU3500	On Request
GXU Touch Panel, 7"W TFT, SL + ETH	HMIGXU3512	On Request
GXU Touch Panel, 10"W TFT, SL only	HMIGXU5500	On Request
GXU Touch Panel, 10"W TFT, SL + ETH	HMIGXU5512	On Request

Please contact Customer Care Center for Stockable and Non stockable status of references.

NORMAL STOCK ITEMS

W.E.F. August 31, 2021

Magelis Easy GXU



- EcoStruxure™ Operator Terminal Expert
Touchscreen configuration software with the latest UI design and gestures
EcoStruxure Operator Terminal Expert™ (formerly known as Vijeo XD)
configuration software enables you to create and edit application Magelis HMIs and iPCs screens
EcoStruxure™ Machine SCADA Expert
Lite SCADA for line management
Vijeo Designer
Configuration software for the complete HMI range
HMI configuration software
EcoStruxure Machine SCADA Expert (formerly known as Vijeo XL) is a powerful software for developing HMI, SCADA, OEE and Dashboard projects dedicated to Line Management & Lite Supervision applications to run in Magelis Industrial PC and GTU Open Box. The bundle offer «Magelis Industrial PC and GTU Open Box» saves you time and resources on validation of hardware, software and OS.

Vijeo XD

Product description	Reference	Unit MRP [€]
Vijeo XD Pro License	HMIPELCZLSPMZZ	On Request
Vijeo XD Pro License Vendor	HMIPELVZLSPMZZ	On Request
Vijeo XD Pro License Vendor	HMIPELVZLSPMZZ	On Request

EcoStruxure™ Machine SCADA Expert

Product description	Reference	Unit MRP [€]
Vijeo XL 1.5K 3rd-PC RT License	HMIVXL3PRT1KLV80	On Request
Vijeo XL 32K 3rd-PC RT License	HMIVXL3PRT32KLV80	On Request
Vijeo XL 4K 3rd-PC RT License	HMIVXL3PRT4KLV80	On Request
Vijeo XL 64K 3rd-PC RT License	HMIVXL3PRT64KLV80	On Request
Upgrade License 3rd-PC RT 4K to 32K	HMIVXL3PUG32KRT	On Request
Upgrade License 3rd-PC RT 1.5K to 4K	HMIVXL3PUG4KRT	On Request
Upgrade License 3rd-PC RT 32K to 64K	HMIVXL3PUG64KRT	On Request
Vijeo XL BT DVD 1.5K	HMIVXLB1KDV80	On Request
Vijeo XL BT License 1.5K	HMIVXLB1KLV80	On Request
Vijeo XL 32K BT DVD	HMIVXLB32KDV80	On Request
Vijeo XL 32K BT License	HMIVXLB32KLV80	On Request
Vijeo XL BT DVD 4K	HMIVXLB4KDV80	On Request
Vijeo XL BT License 4K	HMIVXLB4KLV80	On Request
Vijeo XL BT DVD 64K	HMIVXLB64KDV80	On Request
Vijeo XL BT License 64K	HMIVXLB64KLV80	On Request
FactoryTalk Import Wizard	HMIVXLFTTK	On Request
Vijeo XL MA License 4	HMIVXLMA4LV80	On Request
Vijeo XL MA License 8	HMIVXLMA8LV80	On Request
PanelBuilder Import Wizard	HMIVXLPBTK	On Request
PanelMate Import Wizard	HMIVXLPMTK	On Request
Vijeo XL RT License 1.5K	HMIVXLRT1KLV80	On Request
Vijeo XL 32K RT License	HMIVXLRT32KLV80	On Request
Vijeo XL RT License 4K	HMIVXLRT4KLV80	On Request
Vijeo XL RT License 64K	HMIVXLRT64KLV80	On Request
Secure Viewer 4 License	HMIVXLSV4LV80	On Request
Upgrade License BT 4K to 32K	HMIVXLUG32KBT	On Request
Upgrade License RT 4K to 32K	HMIVXLUG32KRT	On Request
Upgrade License BT 1.5K to 4K	HMIVXLUG4KBT	On Request
Upgrade License RT 1.5K to 4K	HMIVXLUG4KRT	On Request
Upgrade License BT 32K to 64K	HMIVXLUG64KBT	On Request
Upgrade License RT 32K to 64K	HMIVXLUG64KRT	On Request
Upgrade License MA 4 to 8	HMIVXLUG8MA	On Request
Vijeo XL USB Hard key	HMIVXLUSBL	On Request

Please contact Customer Care Center for Stockable and Non stockable status of references.

NORMAL STOCK ITEMS

W.E.F. August 31, 2021

Vijeo Designer

Product description	Reference	Unit MRP [₹]
Vijeo Designer internal and partner pack	VJDCLINTSV62M	On Request
VJD V4.6 Facility No Cable	VJDFNDTGSV46M	On Request
Vijeo Designer, Licence Facility, No Cable	VJDFNDTGSV47M	On Request
Vijeo Designer, Facility license	VJDFNDTGSV62M	On Request
Vijeo Designer, Group license	VJGNDTGSV62M	On Request
Vijeo Designer, Single License	VJSDNTGSV62M	On Request
Vijeo Designer Magelis iPC RT	VJDSNRTMPC	On Request
Vijeo Designer Standard PC RT	VJDSNRTSPC	On Request
Vijeo Designer V5.1 I D S	VJDSNTRCKV51M	On Request
Vijeo Designer RT IDS license extension	VJDSNTRCKV62M	On Request
Pack Vijeo Designer RT IDS Report Print	VJDSNTRPKV62M	On Request
Vijeo Designer IDS Report Printing	VJDSNTRPRV62M	On Request
KIT XBTRT500 VJD LITE CBL	VJDSTKXBTRT	On Request
Vijeo Designer,Single License,USB cable	VJDSUDTGAV62M	On Request
Vijeo Designer, Team license	VJDTNDTGSV62M	On Request
Vijeo Designer Update License	VJDUPDTGAV62M	On Request
Vijeo Designer RT IDS Update license	VJDUPTRCKV62M	On Request
VJD IDS Report Printing Update license	VJDUPTPRV62M	On Request

Please contact Customer Care Center for Stockable and Non stockable status of references.

NORMAL STOCK ITEMS

W.E.F. August 31, 2021



Start smart, run smart, stay smart with TeSys

Solutions that switch, protect,
control, and monitor motors



How do everlinks
improve power
connection reliability?

For more information on
switching and motor
management scan!



se.com/in/TeSys

Life Is On | **Schneider**
Electric

TeSys Range

The most comprehensive solution for switching and motor management.



Switch Disconnectors

Vario



Protection

Circuit Breakers

TeSys GV Circuit Breakers



Relays

Motor Protection Relays



All-in-one



Control

Contactors

From 6A to 2750A



Low Consumption versions



Starters and Motor Starters



TeSys Range






Monitor

 TeSys U For standard application	 TeSys island	 TeSys T The flexible motor management system for all applications and motors up to 810A (AC3)
--	---	--




Enclosed

<p>DOL starters with manual control</p>  <p>Vario Mini Vario GV2M GV2P/3P</p>	<p>Starters</p>  <p>LE-up to 30kW/400V</p>	<p>For DOL starters and safety applications</p>  <p>LG, LJ GV2M</p>
---	---	---



Specific Applications

For protection					
<p>Thermistor Protection unit</p>  <p>LT3</p>	<p>Advanced Motor Protection relay</p>  <p>Digital EOCR</p>	<p>Electromechanic overcurrent relay</p>  <p>EOCRSS</p>	<p>Transformers and high current peak</p>  <p>GV2RT</p>	<p>Single pole magnetic over current relay</p>  <p>RM1</p>	<p>Fuse solution</p>  <p>GK1</p>
For control					
<p>For wind turbine UPS panels</p>  <p>F</p>	<p>For very small machines</p>  <p>SK</p>	<p>For capacitors</p>  <p>D</p>			



Machine builders, it is time to cut engineering time and costs — DIGITIZE load management

TeSys island

Unique features

TeSys island is a smart, digital multifunctional load management system; it can switch, protect, manage motors and other electrical loads up to 80 Amps (AC3) in an electrical control panel.

Benefits

Why should you choose TeSys island?

- Quicker engineering and reduce time to market
- Embedded algorithms detect abnormal load behaviors and generate alarms before machine stoppage.
- Pre-trip warnings can also be set on the system for scheduled maintenance.
- Fast device replacement on any portion of the island is possible because of the full integration of the system and the integrated Bus coupler resulting in reduced downtime.
- TeSys island provides energy monitoring at the load level
- Health status can be easily accessed, remotely or locally. This energy management data can be used for advanced analytics to increase machine efficiency further
- TeSys island can be easily integrated into Schneider Electric's EcoStruxure Machine architecture and 3rd party automation systems, supporting all major fieldbuses.



TeSys Control Range

TeSys Control Range	Frame Size	Rated operational current AC-1	AC-3 Duty			Aux Contacts	AC control Reference	Unit MRP [₹]	DC Control Reference	Unit MRP [₹]
			kW	hP	A					
TeSys K	K1	-	3	-	6	1NO/NC	LC1K06*	1255	LP1K06**	1940
		-	5.5	-	9	1NO/NC	LC1K09*	1310	LP1K09**	2110
		-	7.5	-	12	1NO/NC	LC1K12*	1480	LP1K12**	2450
		-	10	-	16	1NO/NC	LC1K16*	1750	-	-
TeSys D	D1	32	9	12.5	18	1NO + 1NC	LC1D18*	2090	LC1D18**	3585
		40	11	15	25	1NO + 1NC	LC1D25*	2585	LC1D25**	4535
	D2	50	15	20	32	1NO + 1NC	LC1D32*	5030	LC1D32**	9240
		50	18.5	25	38	1NO + 1NC	LC1D38*	7250	LC1D38**	10920
	D3	60	22	30	40	1NO + 1NC	LC1D40A*	7605	LC1D40A#	12485
		80	25	35	50	1NO + 1NC	LC1D50A*	9820	LC1D50A#	15665
		80	37	50	65	1NO + 1NC	LC1D65A*	13620	LC1D65A#	17765
		80	37	50	80	1NO + 1NC	LC1D80A*	17025	LC1D80A#	21565
	D4	125	45	60	80	1NO + 1NC	LC1D80*	21000	LC1D80**	24125
		125	45	60	95	1NO + 1NC	LC1D95*	22135	LC1D95**	26440
		250	59	80	115	1NO + 1NC	LC1D115*	27240	LC1D115**	31250
		250	80	110	150	1NO + 1NC	LC1D150*	34050	LC1D150**	37500

TeSys Control Range	[Ie] Rated Operational Current AC-1	AC-3 DUTY			Reference ^{(1) (2)}	Unit MRP [₹]
		kW	hP	A		
TeSys F	275	100	135	185	LC1F185	37210
	315	110	150	225	LC1F225	40530
	350	140	190	265	LC1F265	49170
	400	180	245	330	LC1F330	61135
	500	220	300	400	LC1F400	67115
	700	280	380	500	LC1F500	96345
	1000	375	500	630	LC1F630	154160
	1000	450	610	800	LC1F800	239210
	1250	630	840	1000	LC1F1000	414625

Note:

- (1) Contactor reference does not include coil. Contactor coil & aux. contacts to be ordered separately. (Coil includes 1NO contact)
- (2) Please select coils from Page 30.

Coil Voltage Code

Type	Voltage	24	110	220	415
AC*	LC1K06-K16, LC1D09-D150 50/60Hz	B7	F7	M7	N7
DC**	LP1K06-K12, LC1D09-38, LC1D80-150	BD	FD	MD	

Type	Voltage	24V DC Low consumption	24-60V AC/DC	48-130V AC/DC	100-250V AC/DC
TeSys D Green#	LC1D40A-80A	BBE	BNE	EHE	KUE

- (1) For Non standard coil voltage price please contact customer care.
- (2) Reference to be completed by adding coil voltage code and recommended to check availability with Customer Care team.



How to ensure reliability of contacts?

Please contact Customer Care Center for Stockable and Non stockable status of references.

NORMAL STOCK ITEMS

W.E.F. August 31, 2021

Control Relays - K Model (AC & DC Control)



- Conformance IEC, UL, CSA, CE Marking
- Inbuilt 4 auxiliary contacts
- 10A thermal rating
- Available with AC (50/60Hz Dual frequency), DC & DC low consumption coil options

No of Poles	AC Control Reference	Unit MRP [₹]	DC Control Reference ⁽⁴⁾	Unit MRP [₹]	DC low consumption Reference ⁽¹⁾⁽²⁾⁽³⁾	Unit MRP [₹]
2NO + 2NC	CA2KN22*	1475	CA3KN22**	2035	CA4KN22***	2530
3NO + 1NC	CA2KN31*		CA3KN31**		CA4KN31***	
4NO	CA2KN40*		CA4KN40***			

(1) Compatible with PLC outputs

(2) Wide range coil (0.7...1.25Uc), suppressor fitted as standard

(3) 2 pole auxiliary contact block can be mounted additionally

(4) Optional in-built surge suppressor available

Power Contactors - K Model (3 Pole AC & DC Control)



- Conformance to IEC, UL, CSA
- Current Rating : 6A to 16A, AC-3 duty
- 1NO or 1NC inbuilt auxiliary contact
- Available in 3P & 4P version
- Available with AC (50/60Hz Dual frequency), DC & DC low consumption⁽⁵⁾ coil options

[Ie] Rated Operational Current (A)	Motor Power (kW)	auxiliary Contacts	AC Control Reference	Unit MRP [₹]	DC Control Reference ⁽⁵⁾	Unit MRP [₹]
6	3	1NC	LC1K0601*	1255	LP1K0601**	1940
		1NO	LC1K0610*		LP1K0610**	
9	5.5	1NC	LC1K0901*	1310	LP1K0901**	2110
		1NO	LC1K0910*		LP1K0910**	
12	7.5	1NC	LC1K1201*	1480	LP1K1201**	2450
		1NO	LC1K1210*		LP1K1210**	
16	10	1NC	LC1K1601*	1750	-	-
		1NO	LC1K1610*		-	-

(5) For low consumption offer, please contact regional sales office

Reversing Contactors - K Model



- Conformance to IEC, UL, CSA, CE
- Current Rating : 6A to 16A, AC-3 duty
- 1NO or 1NC inbuilt auxiliary contact
- Available in 3P & 4P version
- Available with AC(50/60Hz Dual frequency), DC & DC low consumption⁽⁶⁾ coil options

[Ie] Rated Operational Current (A)	Motor Power (kW)	auxiliary Contacts	AC Control Reference	Unit MRP [₹]
6	3	1NC	LC2K0601*	4170
		1NO	LC2K0610*	
9	5.5	1NC	LC2K0901*	4455
		1NO	LC2K0910*	
12	7.5	1NC	LC2K1201*	4590
		1NO	LC2K1210*	
16	10	1NC	LC2K1601*	5125
		1NO	LC2K1610*	

* Reference to be completed by adding coil voltage code

(6) For current rating and ref please contact Customer Care

Coil Voltage Code

Type	Voltage	24	48	72	110	220	415
CA2KN, LC1-K06 to K16, 50/60Hz	CA2KN, LC1-K06 to K16, 50/60Hz	B7	-	-	F7	M7	N7
	LC2-K06 to K16, 50/60Hz	-	-	-	F7	M7	N7
CA3KN, LP1-K06 to K12	CA3KN, LP1-K06 to K12	BD	-	-	FD	MD	-
	CA4KN	BW3	EW3	SW3	-	-	-

(1) For Non standard coil voltage prices please contact customer care.

(2) Reference to be completed by adding coil voltage code and recommended to check availability with Customer Care team rating.

Please contact Customer Care Center for Stockable and Non stockable status of references.

NORMAL STOCK ITEMS

W.E.F. August 31, 2021

Accessories - K Model

Description	Mounting	Contacts	Reference	Unit MRP [₹]
auxiliary contact block	Front	2NC	LA1KN02	565
		1NO + 1NC	LA1KN11 <input checked="" type="checkbox"/>	520
		2NO	LA1KN20	565
		4NC	LA1KN04	880
		1NO + 3NC	LA1KN13	
		2NO + 2NC	LA1KN22 <input checked="" type="checkbox"/>	
		3NO + 1NC	LA1KN31	
		4NO	LA1KN40	

Description	Control Voltage	Range	Reference	Unit MRP [₹]
On Delay Electronic Timer	24..48V AC/DC	1..30S	LA2KT2E(1)	2885
	110..240V AC	1..30S	LA2KT2UA(1)	

Description	Coil Voltage	Reference	Unit MRP [₹]
Surge Suppressor - RC Circuit	220..250V AC	LA4KA1U*	900
Surge Suppressor - Varistor	130..250V AC/DC	LA4KE1UG*	
Surge Suppressor - Varistor	50..129V AC/DC	LA4KE1FC*	

Please contact Customer Care Center for Stockable and Non stockable status of references.

NORMAL STOCK ITEMS

W.E.F. August 31, 2021

Control Relays - D Model (AC & DC Control)



- Conformance to IEC, UL, CSA
- 5 inbuilt auxiliary contacts, in just 2 variants
- Available with AC (50/60Hz Dual frequency), DC & DC low consumption coil options
- High Operating ambient temperature upto 60 Deg C
- Inbuilt surge suppressor for DC & DC low consumption

No of Poles	AC Control Reference	Unit MRP [₹]	DC Control Reference ⁽²⁾	Unit MRP [₹]	DC low consumption Reference ^{(1) (2) (3)}	Unit MRP [₹]
3NO + 2NC	CAD32*	1575	CAD32**	2250	CAD32***	2815
5NO	CAD50*		CAD50**		CAD50***	

(1) Compatible with PLC outputs

(2) Wide range coil (0.7...1.25Uc), suppressor fitted as standard

(3) 2 pole auxiliary block can be mounted

Power Contactors - D Model (3 Pole AC & DC Control)



- Conformance to IEC, UL, CSA
- Current Rating : 9A to 150A
- Available with AC (50/60Hz Dual frequency), DC & DC low consumption coil options
- High Operating ambient temperature, no derating upto 60 Deg C
- Inbuilt 1NO + 1NC auxiliary contacts upto 150A
- High electrical and mechanical life
- Fuse-less Type 2 Co-ordination Charts available
- EverLink® terminal for 40, 50, 65 & 80A contactors
- Inbuilt surge suppressor in DC coil for 9-80A

[Ie] Rated Operational Current AC-1	kW	AC-3 Duty		Auxiliary Contacts	AC Control Reference	Unit MRP [₹]	DC Control Reference ⁽¹⁾	Unit MRP [₹]
		HP	A					
25	4	5.5	9	1NO + 1NC	LC1D09* <input checked="" type="checkbox"/>	1600	LC1D09** <input checked="" type="checkbox"/>	2585
	5.5	7.5	12	1NO + 1NC	LC1D12* <input checked="" type="checkbox"/>	1800	LC1D12** <input checked="" type="checkbox"/>	2910
32	9	12.5	18	1NO + 1NC	LC1D18* <input checked="" type="checkbox"/>	2090	LC1D18** <input checked="" type="checkbox"/>	3585
40	11	15	25	1NO + 1NC	LC1D25* <input checked="" type="checkbox"/>	2585	LC1D25** <input checked="" type="checkbox"/>	4535
50	15	20	32	1NO + 1NC	LC1D32* <input checked="" type="checkbox"/>	5030	LC1D32** <input checked="" type="checkbox"/>	9240
	18.5	25	38	1NO + 1NC	LC1D38* <input checked="" type="checkbox"/>	7250	LC1D38** <input checked="" type="checkbox"/>	10920
60	22	30	40	1NO + 1NC	LC1D40A* <input checked="" type="checkbox"/>	7605	LC1D40A#	12485
80	25	35	50	1NO + 1NC	LC1D50A* <input checked="" type="checkbox"/>	9820	LC1D50A#	15665
80	37	50	65	1NO + 1NC	LC1D65A* <input checked="" type="checkbox"/>	13620	LC1D65A#	17765
80	37	50	80	1NO + 1NC	LC1D80A* <input checked="" type="checkbox"/>	17025	LC1D80A#	21565
125	45	60	80	1NO + 1NC	LC1D80* <input checked="" type="checkbox"/>	21000	LC1D80**	24125
	45	60	95	1NO + 1NC	LC1D95* <input checked="" type="checkbox"/>	22135	LC1D95**	26440
250	59	80	115	1NO + 1NC	LC1D115* <input checked="" type="checkbox"/>	27240	LC1D115**	31250
	80	110	150	1NO + 1NC	LC1D150* <input checked="" type="checkbox"/>	34050	LC1D150**	37500

Please contact Customer Care Center for Stockable and Non stockable status of references.

NORMAL STOCK ITEMS

W.E.F. August 31, 2021

Power Contactors - D Model (3 Pole DC Low Consumption)

Now available upto 80A with the TeSys D Green Low Consumption offer

[Ie] Rated Operational Current AC-1	kW	HP	A	auxiliary contacts	Reference	Unit MRP [₹]
25	4	5.5	9	1NO + 1NC	LC1D09**** <input checked="" type="checkbox"/>	2710
	5.5	7.5	12	1NO + 1NC	LC1D12**** <input checked="" type="checkbox"/>	3030
32	9	12.5	18	1NO + 1NC	LC1D18**** <input checked="" type="checkbox"/>	4635
40	11	15	25	1NO + 1NC	LC1D25**** <input checked="" type="checkbox"/>	5650
50	15	20	32	1NO + 1NC	LC1D32**** <input checked="" type="checkbox"/>	9660

[Ie] Rated Operational Current AC-1	kW	HP	A	auxiliary contacts	Reference	Unit MRP [₹]
60	22	30	40	1NO + 1NC	LC1D40A#	12485
80	25	35	50	1NO + 1NC	LC1D50A#	15665
80	37	50	65	1NO + 1NC	LC1D65A#	17765
80	37	50	80	1NO + 1NC	LC1D80A#	21565

Power Contactors - D Model (4 Pole AC & DC Control)



- Conformance to IEC, UL, CSA
- Current Rating : 20A to 250A, AC-1 Rating
- Available with AC (50/60Hz Dual frequency), DC & DC low consumption (1) coil options
- High Operating ambient temperature, no derating upto 60 deg C

[Ie] Rated Operational Current AC-1	Poles Composition	AC control Reference	Unit MRP [₹]	DC control Reference	Unit MRP [₹]
20	4NO	-	-	LC1DT20**	3000
	2NO + 2NC	-	-	LC1D098**	3265
25	4NO	-	-	LC1DT25**	3595
	2NO + 2NC	-	-	LC1D128**	4700
32	4NO	-	-	LC1DT32**	3955
	2NO + 2NC	-	-	LC1D188**	5350
40	4NO	-	-	LC1DT40**	6205
	2NO + 2NC	-	-	LC1D258**	8175
60	4NO	-	-	LC1DT60A#	12415
	2NO + 2NC	-	-	LP1D40008**	16315

[Ie] Rated Operational Current AC-1	Poles Composition	AC control Reference	Unit MRP [₹]	DC control Reference	Unit MRP [₹]
80	4NO	-	-	LC1DT80A#	18520
	2NO + 2NC	-	-	LP1D65008**	21930
125	4NO	-	-	LP1D80004**	23755
	2NO + 2NC	-	-	LP1D80008**	27410
250	4NO	LC1D1150046*	29945	LC1D1150046**	33265

Coil Voltage Code

Type	Voltage	24	48	72	110	220	415
AC*	CAD, LC1D09-D150 50/60 Hz	B7			F7	M7	N7
	LC1D1150046 50/60 Hz				F7	M7	N7
DC**	CAD, LC1D09-D38, LC1D80-D150	BD			FD	MD	
	LC1DT20-DT40, LC1D098-D258, LP1D40-D80, LC1D115	BD			FD	MD	
DC Low Consumption***	CAD	BL			FL	ML	
	LC1D09-D32	BL	EL	SL			

Type	Voltage	24V DC Low consumption	24-60V AC/DC	48-130V AC/DC	100-250V AC/DC
TeSys D Green#	LC1D40A-80A, LC1DT60A-DT80A	BBE	BNE	EHE	KUE

Note: Please contact Customer Care for 4 Pole AC coil contactor details

For Non standard coil voltage prices please contact customer care

(1) For current rating and ref please contact Customer Care

(2) Reference to be completed by adding coil voltage code and recommended to check availability with Customer Care team

Please contact Customer Care Center for Stockable and Non stockable status of references.

NORMAL STOCK ITEMS

W.E.F. August 31, 2021



TeSys D Green





The Revolutionary Electronic Coil Contactor



New
80A AC3
offer available
in 55mm frame



3 frame sizes	9 to 18A	25 to 38A	40 to 80A
	24 to 60V	48 to 130V	
3 coil ratings	110 to 250V		
	Universal AC/DC coil		
Low consumption offer 40-80A			

- 
Reliability - Improved under voltage performance, low contact bounce.
- 
Efficiency - 80% less coil consumption, reduced heat dissipation
- 
Productivity - Easier integration with automation architectures
- 
Flexibility - Wide voltage bands, eliminate surge suppressor



Scan to see TeSys D Green under voltage performance.

TeSys D



- Current Rating: 9-65A
- Universal AC/DC coil from 24 - 250V
- Special low consumption offer from 40-80A
- Fuseless Type 2 Co-ordination charts available

[le] Rated Operational Current AC-1	AC-3 Duty (Long Life)			Auxiliary Contacts	Reference	Unit MRP [₹]
	kW	HP	A			
25	4	5.5	9	1NO + 1NC	LC1D09*	3220
	5.5	7.5	12	1NO + 1NC	LC1D12*	3335
32	9	12.5	18	1NO + 1NC	LC1D18*	4405
40	11	15	25	1NO + 1NC	LC1D25*	5255
50	15	20	32	1NO + 1NC	LC1D32*	10680
	18.5	25	38	1NO + 1NC	LC1D38*	11525
60	22	30	40	1NO + 1NC	LC1D40A*	12485
80	25	35	50	1NO + 1NC	LC1D50A*	15665
80	37	50	65	1NO + 1NC	LC1D65A*	17765
	37	50	80	1NO + 1NC	LC1D80A*	21565
60	22	30	40	1NO + 1NC	LC1D40A*	12485
80	25	35	50	1NO + 1NC	LC1D50A*	15665
80	37	50	65	1NO + 1NC	LC1D65A*	17765
80	37	50	80	1NO + 1NC	LC1D80A*	21565

[le] Rated Operational Current AC-1	Poles Composition	Auxiliary Contacts	DC control Reference	Unit MRP [₹]
60	4NO		LC1DT60A*	12415
80	4NO		LC1DT80A*	18520

Type	Voltage	24-60V AC/DC	48-130V AC/DC	100-250V AC/DC
AC/DC*	LC1D09 - D38, LC1D40A - 80A, LC1DT60A - 80A	BNE	EHE	KUE
24V DC Low Consumption*	LC1D40A - 80A, LC1DT60A - 80A	BBE (24V DC only)		



Check the features of the TeSys D Green

Please contact Customer Care Center for Stockable and Non stockable status of references.

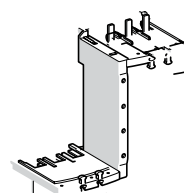
NORMAL STOCK ITEMS

W.E.F. August 31, 2021

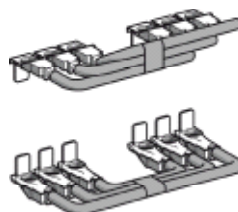
description	For use with	Reference	Unit MRP [₹]
Power connection accessories			
Terminal block	For supply to one or more GV2 G busbar sets	GV1G09	2030
Set of 63A busbars for paralleling of contactors	2 contactors LC1D09...D18 or D25...D38	GV2G245	1605
	4 contactors LC1D09...D18 or D25...D38	GV2G445	2530
Set of 115A busbars for paralleling of contactors	2 contactors LC1D40A...D80A	GV3G264	2885
	3 contactors LC1D40A...D80A	GV3G364 ⁽¹⁾	1540
Set of S-shape busbars	For circuit breakers GV3P** & GV3L** and contactors LC1 D40A...D65A	GV3S	1155



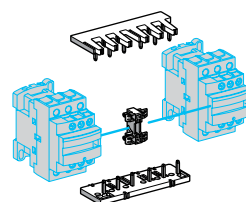
description	For use with	Reference	Unit MRP [₹]
Mechanical interlock	LC1D09 to D38 ⁽¹⁾	LAD9V2	690
	LC1D40A to D65A ⁽¹⁾	LAD4CM	1405
	LC1D80 and D95 (for AC control voltage)	LA9D4002	3070
	LC1D80 and D95 (for DC control voltage) ⁽²⁾	LA9D8002	4570
	LC1D115 and D150 ⁽²⁾	LA9D11502	4635



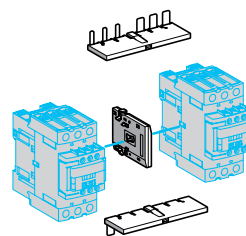
description	For use with	Reference	Unit MRP [₹]
Power Connection for Reversing			
Kit Comprising : 1. A set of parallel bars 2. A set of reverser bars.	LC1D09 to D38	LAD9V5 + LAD9V6	1025
	LC1D40A to D80A	LA9D65A69	2980
	LC1D80 and D95 (for AC control voltage)	LA9D8069	6380
	LC1D80 and D95 (for DC control voltage)	LA9D8069	6380
	LC1D115 and D150	LA9D11569	10610



description	For use with	Reference	Unit MRP [₹]
Reversing Kit			
Kit Comprising : 1. A mechanical interlock LAD 9V2 with electrical interlocking LAD 9V1 2. A set of power connections LAD 9V5 (parallel) and LAD 9V6 (reversing).	LC1D09 to D38	LAD9R1V	1430
	LC1D09 to D38	LAD9R1	1215
Kit Comprising : 1. A mechanical interlock LAD 4CM 2. A set of power connections LA9 D65A69.	LC1D40A to D80A	LAD9R3	3405



description	For use with	Reference	Unit MRP [₹]
Star Delta Kit			
Time delay contact block LAD S2 (LC1D09...D80),	LC1D09 and D12	LAD91217	5380
Power circuit connections (LC1D09...D80),	LC1D18 to D32	LAD93217	6915
Hardware required for fixing the contactors onto the mounting plate (LC1D80)	LC1D40A and D50A	LAD9SD3	13980
	LC1D80	LA9D8017	15525



Please contact Customer Care Center for Stockable and Non stockable status of references.

NORMAL STOCK ITEMS

W.E.F. August 31, 2021

description	time Delay Range	timer Type	Reference	Unit MRP [₹]
On delay timer ^{(1) (2)}	15...30 s	on delay	LA4DT2U	4430
On delay timer ^{(1) (2)}	0.1...2 s	on delay	LA4DT0U	
On delay timer ^{(1) (2)}	25...500 s	on delay	LA4DT4U	
Relay interface module - 24V DC ^{(1) (2)}	-	-	LA4DFB	4080

(1) For LC1 D09...38A (3P, AC coils only) add mounting adaptor LAD4BB and for LC1 D40A...65A (3P, AC coils only), add mounting adaptor LAD4BB3.
 (2) For LC1D80...150 (3P), direct mounting, for 100-250V AC Coils only.

Mounting Location	For Use With Contactor	Reference	Unit MRP [₹]
For D Model Mechanical Latch Blocks			
Front, Clip-on	LC1D09...D38 (a or c) LC1DT20...DT40 (a or c) LC1D40A...D65A (3P a or c) LC1DT60A and DT80A (4P a or c)	LAD6K10*	5325
	LC1D80...D150 (3P a) LC1D80 and D115 (3 P c) LC1D80 (4 P a) LC1D80 and D115 (4 P a) LP1D80 and LC1D115 (4 P c)	LA6DK20*	5560

* Reference to be completed by adding coil voltage code and recommended to check availability with Customer Care team

VOLTAGE (AC/DC)	24	42/48	110/127	220/240	380/415
Code	B	E	F	M	Q

Spare coils D Model

Product Compatibility	Reference
AC Coils	
CAD, LC1-D09...D38, DT20..40	LXD1*
LC1D40A, D50A, D65A & LC1DT60A, DT80A	LXD3*
D80 & D95 (3P & 4P)	LX1D6*
LC1-D115, D150	LX1D8*
DC Coils	
LC1-D80-D95	LX4D7**
LC1-D115, D150	LX4D8**

* Reference to be completed by adding coil voltage code and recommended to check availability with Customer Care team

TYPE	VOLTAGE (V)	24	110	220	415
AC*	CAD, LC1-D09...D38, DT20..40, LC1 - D150, LC1D40A, D50A, D65A & LC1DT60A, DT80A, LC1D150 LC1D80, D95, D115	B7	F7	M7	N7

Please contact Customer Care Center for Stockable and Non stockable status of references.

NORMAL STOCK ITEMS

W.E.F. August 31, 2021

Accessories - D Model

Description	For use with	Contacts	Reference	Unit MRP [₹]	
Add On Blocks					
Additional instantaneous auxiliary contact blocks	LC1D09 ...LC1D150 & LC1F*	Front Mounted	1NO + 1NC	LADN11	465
			2NO	LADN20 <input checked="" type="checkbox"/>	
			2NC	LADN02	625
			2NO + 2NC	LADN22 <input checked="" type="checkbox"/>	835
			4NC	LADN04	1035
			4NO	LADN40 <input checked="" type="checkbox"/>	835
	1NO + 3NC	LADN13			
	LC1D80..LC1D95 & LC1F	Front Mounted	1NO	LADN10	345
			1NC	LADN01	

Description	Contacts	Reference	Unit MRP [₹]	
Add On Blocks				
Additional instantaneous auxiliary contact blocks	Side Mounted ⁽¹⁾	1NO + 1NC	LAD8N11	1500
		2NO	LAD8N20	
Pneumatic timer blocks front mounted	ON delay	1NO + 1NC 0.1..3s	LADT0	3330
		1NO + 1NC 0.1..30s	LADT2	
		1NO + 1NC 10..180s	LADT4	3550
		1NO + 1NC 1..30s ⁽²⁾	LADS2 <input checked="" type="checkbox"/>	
	OFF delay	1NO + 1NC 0.1 ..3s	LADR0	3330
		1NO + 1NC 0.1 ..30s	LADR2 <input checked="" type="checkbox"/>	
		1NO + 1NC 10..180s	LADR4	

(1) Suitable for mounting on D Model range AC Coil Contactors and Control Relays only

(2) With Switching time of 40 ms between opening of the NC contact and closing of the NO contact recommended for Star - Delta Starters

Accessories compatibility

Contactors		Instantaneous auxiliary contacts					Time delay Front mounted	
Type	Number of poles and size	Side mounted	Front mounted					
			1 contact	2 contact	4 contacts			
AC & AC/DC	3P	LC1D09...D38	1 on LH side	and	-	1	or 1	or 1
		LC1D40A...D80A	1 on LH or 1 on RH side	and	-	1	or 1	or 1
		LC1D80 and D95A (50/60 Hz)	1 on each side	or	2	and 1	or 1	or 1
		LC1D80 and D95A (50 or 60 Hz)	1 on each side	and	2	and 2	or 1	or 1
		LC1D115 and D150	1 on LH side	and	-	1	or 1	or 1
	4P	LC1DT20...DT40	1 on LH side	and	-	1	or 1	or 1
		LC1DT60A and DT80A	1 on LH or 1 on RH side	and	-	1	or 1	or 1
		LC1D40008, D65008 and D80	1 on each side	or	1	or 1	or 1	or 1
		LC1D115	1 on each side	and	1	or 1	or 1	or 1
DC	3P	LC1D09...D38	-	-	1	or 1	or 1	
		LC1D40A...D80A	-	-	1	or 1	or 1	
		LC1D80 and D95	-	1	or 1	or 1	or 1	
		LC1D115 and D150	1 on LH side	and	-	1	or 1	or 1
	4P	LC1DT20...DT40	-	-	1	or 1	or 1	
		LC1DT60A and DT80A	-	-	1	or 1	or 1	
		LC1D40008, D65008 and D80	-	2	and 1	or 1	or 1	
		LC1D115	1 on each side	-	and 1	or 1	or 1	
LC (3)	3P	LC1D09...D38	-	-	1	-	-	
	4P	LC1DT20...DT40	-	-	1	-	-	

Please contact Customer Care Center for Stockable and Non stockable status of references.

NORMAL STOCK ITEMS

W.E.F. August 31, 2021

Accessories for TeSys D

Description	For Use With	Reference	Unit MRP [₹]
For Contactor D115/150			
contacts set - 3P	LC1D115	LA5D1158031	17445
contacts set - 3P	LC1D150	LA5D150803	18085
contacts set - 4P	LC1D1150046	LA5D115804	24050

Product Compatibility	Fixing	control Circuit Voltage	Suppressor Type	Reference	Unit MRP [₹]
Coil Suppressor Modules					
LC1D12...D25 (4P)		110...240V AC	RC Circuit AC	LA4DA1U	1365
LC1D12...D25 (4P)		12...250V DC	Diode DC	LA4DC1U	
LC1D09...D38, LC2D09...D38, LC1DT20...DT40, LC2DT20...DT40 (3P)		24...48V AC	Varistor AC/DC	LAD4VE	1320
		24...48V AC 400Hz	RC Circuit AC	LAD4RCE	
		50...127V AC 200Hz	RC Circuit AC	LAD4RCG	1195
CAD		110...240V AC 100Hz	RC Circuit AC	LAD4RCU <input checked="" type="checkbox"/>	1320
		110...250V AC	Varistor AC/DC	LAD4VU	
LC1D80, LC1D95, LC2D80, LC2D95 (3P) LC2D80 (4P), LC1D40008, LC1D65008	Screw	24...250V DC	Diode DC	LA4DC3U	1365
		110...250V AC	Varistor AC/DC	LA4DE2U	1305
		24...48V AC 400Hz	RC Circuit AC	LA4DA2E	
		50...127V AC 200Hz	RC Circuit AC	LA4DA2G	2060
		110...240V AC 100Hz	RC Circuit AC	LA4DA2U	1365
		380...415V AC 150Hz	RC Circuit AC	LA4DA2N	2060
		24...48V DC	Varistor AC/DC	LA4DE3E	1365

Please contact Customer Care Center for Stockable and Non stockable status of references.

NORMAL STOCK ITEMS

W.E.F. August 31, 2021

TeSys D

Modular marking system simplifies identification of standard contactors in the control panel to enhance visibility of the safety chain

Simple, customisable modular marking system

Standard TeSys D contactors

Easy-to-attach covers:



Auxiliary blocks for more contact points:



Flexibility to customise contactors included in the safety chain during panel building



Simpler and faster maintenance with 100% visibility



Safety covers and auxiliary blocks prevent screwdriver contact with poles

Standard TeSys U motor starters

Translucent labels to identify safety-chain devices:



Complete safety-chain identification system

TeSys D range

Retrofit contactor safety covers



LAD9ET1S
9A upto 65A



LAD9ET3S
80A to 95A



LAD9ET4S
110A to 150A



LADN22S
2NO + 2NC

Also available for CAD32/CAD50

TeSys U range

Retrofit identification label



LU9ET1S

Built in Safety

TeSys U motor starters are certified according to IEC 60947-4-1 for safety applications thanks to integrated mirror contact

description	For Use with	Reference	Unit MRP [₹]
Red Cover (For safety chain indication)	LC1D09...D65A and DT20 .. DT80A	LAD9ET1S	660
Auxiliary Contact block with red front face- for safety chain indication	2NO + 2NC	LADN22S	945

Please contact Customer Care Center for Stockable and Non stockable status of references.

NORMAL STOCK ITEMS

W.E.F. August 31, 2021

Power Contactors - F Model (3 Pole AC/DC Control)



- Conformity to International Standards – IEC, UL, CSA, CE
- High electrical life
- Type 2 Co-ordination Charts available
- Common accessories as Model D
- Rating : 115 - 2600A, AC/DC Coils, special Hoisting application coils
- Shock Proof version and Magnetic latching contactor available

[le] Rated Operational Current AC-1	Motor Power (Long Life) AC-3		Reference	Unit MRP [₹]
	kW	HP		
200	59	80	LC1F115	22050
250	80	110	LC1F150	30565
275	100	135	LC1F185	37210
315	110	150	LC1F225	40530
350	140	190	LC1F265	49170
400	180	245	LC1F330	61135
500	220	300	LC1F400	67115
700	280	380	LC1F500	96345
1000	375	500	LC1F630	154160
1000	450	610	LC1F800	239210
1250	630	840	LC1F1000	414625

Note:

- Contactor reference does not include coil. Contactor coil & aux. contacts to be ordered separately.(Coil includes 1NO contact)
- Please select coils from table on next page (Page-30).

Power Contactors - F Model (2 Pole & 4 Pole AC/DC Control)



- Conformity to International Standards – IEC, UL, CSA
- 2 and 4 pole versions available
- 240-1600A in AC-1 duty, AC/DC coils
- Common accessories same as Model D
- High electrical life

[le] Rated Operational Current AC-1	Power Pole Composition	Reference	Unit MRP [₹]
200	4NO	LC1F1154	36180
250	4NO	LC1F1504	43930
275	4NO	LC1F1854	54270
315	4NO	LC1F2254	64865
350	4NO	LC1F2654	71715
400	4NO	LC1F3304	84760
500	2NO	LC1F4002	60080
500	4NO	LC1F4004	98850
700	2NO	LC1F5002	87865
700	4NO	LC1F5004	150315
1000	2NO	LC1F6302	148595
1000	4NO	LC1F6304	209330
1600	4NO	LC1F7804	445865

Note:

- Contactor reference does not include coil. Contactor coil & aux. contacts to be ordered separately.(Coil includes 1NO contact)
- Power terminals may be protected by the addition of shrouds, to be ordered separately.

3P AC/DC control for AC-1 applications

[le] Rated Operational Current AC-1	Reference	Unit MRP [₹]
1250	LC1F1250	On Request
1700	LC1F1700	
2100	LC1F2100 ⁽¹⁾	
2600	LC1F2600 ⁽²⁾	

(1) With set of right-angled connectors LA9 F2100

(2) With set of right-angled connectors LA9 F2600

Please contact Customer Care Center for Stockable and Non stockable status of references.

NORMAL STOCK ITEMS

W.E.F. August 31, 2021

Product compatibility	AC Coil Reference	Unit MRP [₹]	DC Coil Reference ⁽²⁾	Unit MRP [₹]
LC1F115, LC1F150	LX9FF*	4625	LX4FF**	9780
LC1F185, LC1F225	LX9FG*	6400	LX4FG**	13020
LC1F265, LC1F330	LX1FH*	7965	LX4FH**	15855
LC1F400	LX1FJ*	16400	LX4FJ**	25095
LC1F500	LX1FK*	19510	LX4FK**	25905
LC1F630	LX1FL*	21820	LX4FL**	26845
LC1F800	⁽¹⁾	-	LX4F8**	38250
LC1F1000, LC1F1700, LC1F2100	LX1FK* ⁽³⁾	19510		
LC1F2600	LX1FL* ⁽³⁾	21820		

Please replace (*) with the Corresponding Control Voltage.

(1) Use rectifier with required DC coil (Ref: DR5TE4U)

(2) Coil with suppressor fitted as standard.

(3) Set of two coils to be connected in series.

(4) It is recommended to check availability with Customer Care team.

Coil Voltage Code

Type	Voltage (V)	24	110	220	415
AC*	LC1F115-F225, LC1F400-630	-	110	220	415
	LC1F265, LC1F330	-	1102	2202	3802
	LC1F1000	-	55	110	220
	LC1F1700, 2100, 2600	-	65	110	220
DC**	LC1F115-LC1F330	24	110	220	-
	LC1F400-LC1F780	-	110	220	
	LC1F800	-	FW	MW	

Note: (1) It is recommended to check availability with Customer Care team

Accessories - D and F Model

description	For use with	Contacts	Reference	Unit MRP [₹]			
Add on Blocks							
Additional instantaneous auxiliary contact blocks	LC1D09...LC1D150 & LC1F*	Front Mounted	1NO + 1NC	LADN11	465		
			2NO	LADN20			
			2NC	LADN02	625		
			2NO + 2NC	LADN22	835		
			4NC	LADN04	1035		
			4NO	LADN40	835		
			1NO + 3NC	LADN13			
			3NO + 1NC	LADN31			
			LC1D80...LC1D95* & LC1F		1NO	LADN10*	345
					1NC	LADN01*	

Please contact Customer Care Center for Stockable and Non stockable status of references.

NORMAL STOCK ITEMS

W.E.F. August 31, 2021

Accessories - D and F Model

description		Contacts	Reference	Unit MRP [₹]
Add On Blocks				
Additional instantaneous auxiliary contact blocks	Side Mounted ⁽¹⁾	1NO + 1NC	LAD8N11	1500
		2NO	LAD8N20	
Pneumatic timer blocks front mounted	ON delay	1NO + 1NC 0.1..3s	LADT0	3330
		1NO + 1NC 0.1..30s	LADT2	
		1NO + 1NC 10..180s	LADT4	
	OFF delay	1NO + 1NC 1..30s ⁽²⁾	LADS2 <input checked="" type="checkbox"/>	3550
		1NO + 1NC 0.1 ..3s	LADR0	3330
		1NO + 1NC 0.1 ..30s	LADR2 <input checked="" type="checkbox"/>	
1NO + 1NC 10..180s	LADR4			

(1) Suitable for mounting on D Model range AC Coil Contactors and Control Relays only

(2) With Switching time of 40 ms between opening of the NC contact and closing of the NO contact recommended for Star - Delta Starters

* Suitable for 80A, 95A & Model F contactors only

For Use With Contactor	Reference	Unit MRP [₹]
Mechanical Interlocks ⁽¹⁾ - Horizontally Mounted		
LC1F115, LC1F150, LC1F1154, LC1F1504	LA9FF970	4875
LC1F185, LC1F1854, LC1F225, LC1F2254	LA9FG970	5630
LC1F265, LC1F330, LC1F400, LC1F500, LC1F2654, LC1F3304, LC1F4004, LC1F5004	LA9FJ970	6300
LC1F630, LC1F6304, LC1F800	LA9FL970	7015

(1) For assembly of 3/4 pole 2 contactors of identical rating. To obtain electrical interlocking, please order 2 contact blocks LADN11

All power connections are to be made by the user.

LC1F115, LC1F150	LA5FF431 <input checked="" type="checkbox"/>	25790
LC1F185, LC1F225	LA5FG431	37255
LC1F265	LA5FH431	49070
LC1F330, LC1F400	LA5F400803	59495
LC1F500	LA5F500803	76530
LC1F630	LA5F630803	121725
LC1F800	LA5F800803	152855

* For 3 Pole contactor (per pole: 2 fixed contacts and 1 moving contact, 2 deflectors, 1 backplate, fixing screws & washers.)

Description	For use with	110V Reference	220V Reference	Unit MRP [₹]
Suppressor Blocks				
suppressor module clip on	All AC ratings	LA4FRCP	LA4FRCP	6560
suppressor bracket	For all LA4F	LA9D09981		695

Product compatibility	110V Reference	220/230V Reference	415/440V Reference	Unit MRP [₹]
-----------------------	----------------	--------------------	--------------------	--------------

Hoisting Applications - AC Coils

LC1F265	LX9FH1102	LX9FH2202	-	On Request
LC1F330				
LC1F400	LX9FJ925	LX9FJ931	LX9FJ937	
LC1F500	LX9FK925	LX9FK931	LX9FK937	
LC1F630	LX9FL924	LX9FL931	LX9FL936	

Note: Rectifier is a must with the coil. Ref no. DR5TE4U for 110..230V & DR5TE4S* for 415..440V, needs to be added extra with coil.

Product compatibility	48V Reference	110V Reference	220V Reference	440/460 V Reference	Unit MRP [₹]
-----------------------	---------------	----------------	----------------	---------------------	--------------

Hoisting Applications - DC Coils

LC1F400	LX9FJ918	LX9FJ926	LX9FJ932	LX9FJ938	On Request
LC1F500	LX9FK918	LX9FK926	LX9FK932	LX9FK938	
LC1F630	LX9FL918	LX9FL926	LX9FL931	LX9FL937	

Note:

- Resistor is a must with every coil as per the quantity mentioned.
- Economy Resistor to be selected from below table as per coil voltage code**

Contactor	110V Reference	220V Reference	440/460V Reference	Unit MRP [₹]
-----------	----------------	----------------	--------------------	--------------

Economy Resistor

- To be used with hoisting application DC coil

LC1F400	1 X DR2SC0047	1 X DR2SC1200	1 X DR2SC4700	On Request
LC1F500	1 X DR2SC0039	1 X DR2SC1000	1 X DR2SC3300	
LC1F630	2 X DR2SC0047	2 X DR2SC0047	2 X DR2SC3900	

Please contact Customer Care Center for Stockable and Non stockable status of references.

NORMAL STOCK ITEMS

W.E.F. August 31, 2021



New TeSys G Contactors and Relays Futuristic ready...

- **New generation** of high power contactors..115-800 A (AC-3)
- Advanced contact wear diagnostic for **predictive maintenance**
- **Modular design** for easy maintenance and short down times
- **Compact design** for less installation space consumption
- Less product references for **easier selection** and **reduced inventory**
- Right choice for a wide range of **demanding applications!!**

Launching in 2021....



se.com/in/TeSys

TeSys G

A comprehensive range of TeSys Giga Contactors that are available in 'Advanced' and 'Standard' versions, in 3 sizes, covering several ratings.
A common range of auxiliary contacts and accessories, enabling high flexibility and simplicity.

> TeSys Giga Contactors - Standard version



Power & control

- 3 or 4 power poles
- 115 to 800A⁽¹⁾ (AC-3)
- 200 to 1050A⁽¹⁾ (AC-1)
- Embedded 1 NO + 1 NC auxiliary contacts
- Push-in type terminals for coils & control

Remote control

- 48-130V, 100-250V AC/DC coils
- Wide voltage range coils (direct coil control)
- Embedded surge-suppressor

Diagnostic

- Embedded wear diagnostic
- Embedded control voltages diagnostic
- Self diagnosis function
- Local alarm signaling (LED)

Mounting

- 'Cabling memory' adapter enables maintenance without removing power cables and busbar connections. (Provided as an accessory in standard version)

> TeSys Giga Contactors - Advanced version



Power & control

- 3 or 4 power poles
- 115 to 800A⁽¹⁾ (AC-3)
- 200 to 1050A⁽¹⁾ (AC-1)
- Embedded 1 NO + 1 NC auxiliary contacts
- Push-in type terminals for coils & control

Remote control

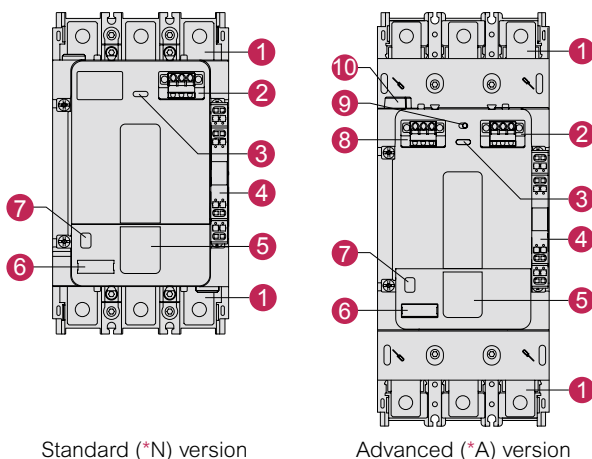
- 24-48V, 48-130V, 200-500V AC/DC coils
- Low consumption coils
- Wide voltage range coils (direct coil control)
- Digital control input (PLC output digital coil control)
- Embedded surge suppressor

Diagnostic

- Embedded wear diagnostic
- Embedded control voltages diagnostic
- Self diagnosis function
- Local alarm signaling (LED)
- Remote wear diagnostic signaling kit (accessory)

Mounting

- 'Cabling memory' adapter enables maintenance without removing power cables and busbar connections. (Provided as default in advanced version)



- 1 Power connection (cable memory kit provided with Advanced version contactor)
- 2 A1-A2 coil terminal
- 3 Contact wear diagnosis LED
- 4 1 NO + 1 NC auxiliary contact
- 5 QR code
- 6 Label holder
- 7 Status indicator
- 8 PLC control terminal
- 9 PLC control ON/OFF switch
- 10 Connector for Remote Wear Diagnostic (RWD) module

Please refer to Customized Order Center for Stockable and Non stockable status of references.

NORMAL STOCK ITEMS

W.E.F. August 31, 2021

Power Contactors - G Model (3 Pole AC/DC Control)



Futuristic ready:

Continuous local and remote monitoring of contact wear optimizes the predictive maintenance by allowing you to replace contacts only when necessary, facilitated by diagnostic visual indicator.

- Current Rating: 115-500 A AC3 rating; and AC1 upto 700 A
- Universal AC/DC electronic wideband coil
- Fuseless Type 2 Co-ordination charts as per IEC60947-4-1 available
- Conformity to International Standards – IEC, UL, CSA, CE

[Ie] Rated Operational Current AC-1	Motor Power (Long Life) AC-3			Standard version Reference	Unit MRP [₹]	Advanced version Reference	Unit MRP [₹]
	kW	HP	A				
250	59	80	115	LC1G115***N	26275		On Request
275	80	110	150	LC1G150***N	34660		
305	100	135	185	LC1G185***N	42955		
330	110	150	225	LC1G225***N	46225		
385	140	190	265	LC1G265***N	56280		
440	180	245	330	LC1G330***N	68065		
550	220	300	400	LC1G400***N	82260		
700	280	380	500	LC1G500***N	114115		

Power Contactors - G Model (4 Pole AC/DC Control)

[Ie] Rated Operational Current AC-1	Power Pole Composition	Standard version Reference	Unit MRP [₹]	Advanced version Reference	Unit MRP [₹]
250	4 NO	LC1G1154***N	40195		On Request
275	4 NO	LC1G1504***N	47825		
305	4 NO	LC1G1854***N	59760		
330	4 NO	LC1G2254***N	70195		
385	4 NO	LC1G2654***N	78485		
440	4 NO	LC1G3304***N	91335		
550	4 NO	LC1G4004***N	113520		
700	4 NO	LC1G5004***N	167280		

Standard Coil Reference(***N)	Voltages (AC/DC)
EHEN	48-130
KUEN	100-250

Standard Coil Reference(***A)	Voltages (AC/DC)
LSEA ⁽¹⁾	200-500
BEEA ⁽¹⁾	24-48

1: Advanced version (Price on request)

Contactor prices are for the standard version and inclusive of coil.

Reference to be completed by adding coil voltage code and recommended to check availability with Customer Care team.



EcoStruxure™ Motor Control Configuration



Product Selector for TeSys Giga



EcoStruxure™ Motor Management Design

Please contact Customer Care Center for Stockable and Non stockable status of references.

NORMAL STOCK ITEMS

W.E.F. August 31, 2021

TeSys Special Purpose Contactor

Capacitor Duty Contactor



Nominal Reactive Power 440V	Auxiliary Contacts	Reference	Unit MRP [₹]
LC1-D•K - with Damping Resistors & Block of Early Make poles			
12.5 KVAR	1NO + 2NC	LC1DFK*	3880
16.7 KVAR	1NO + 2NC	LC1DGK*	5450
20 KVAR	1NO + 2NC	LC1DLK*	6125
25 KVAR	1NO + 2NC	LC1DMK*	6715
32 KVAR	1 NO + 2NC	LC1DPK*	14630
40 KVAR	1NO + 2NC	LC1DTK*	20155
60 KVAR	1NO + 2NC	LC1DVK12*	22690

Contactor recommended upto 6 steps. For over 6 steps it is recommended to use chokes

* Reference to be completed by adding coil voltage code

* Coil Voltage Code

VOLTAGE	110	220
LC1DFK....DWK, 50/60Hz	F7	M7

(1) For non standard coil voltage prices please consult customer care.

(2) It is recommended to check availability with Customer Care team.



Instruction Manual
Video for Capacitor
Duty Contactors



Guide for the Design
and Production of LV
Power Factor
Correction Cubicles

For complete information on selection of capacitor switching please refer to the TeSys catalogue

Please contact Customer Care Center for Stockable and Non stockable status of references.

NORMAL STOCK ITEMS

W.E.F. August 31, 2021

TeSys H - Ultra-compact starters

The most compact 3 KW / 400 V starter in the world



Up to 75 % of space reduction

- Ultra-compact 22.5 mm starter
- Reversing starter in the same width
- Maximum space savings for group starter architecture

Long electrical durability

- Suitable for high demanding application
- 30 000 000 of AC53a electrical cycles

> With printed QR code, referring directly to the product data sheet.

Easy Design

- Wide range setting motor protection
- Automatic, manual or remote reset after thermal trip
- Wide range of control voltage

Easy to integrate

- Direct mounting installation on DIN rail
- Control terminals on the upper side
- Power terminal on the lower side

TeSys H - Ultra-compact starters

Standard version




- **2 ratings:**
 - 2.4A 400V AC-53a
 - 6.5A 400V AC-53a
- **control voltages:**
 - 24V DC
 - 110V / 230V AC
- **2 terminal types:**
 - Screw clamps
 - Spring
- **Can provide up to 3 functions:**
 - Forward running
 - Reverse running
 - Overload protection

Standard Starter Tesys H

Motor Power @ 415V AC	Current range	Screw terminals	Unit MRP [₹]	Spring terminals	Unit MRP [₹]
kW					
1 way (DOL)					
0.75	0.18...2.4A	LZ1H2X4**	On Request	LZ1H2X43**	On Request
3	1.5...6.5A	LZ1H6X5**	On Request	LZ1H6X53**	On Request
2 ways (RDOL)					
0.75	0.18...2.4A	LZ2H2X4**	On Request	LZ2H2X43**	On Request
3	1.5...6.5A	LZ2H6X5**	On Request	LZ2H6X53**	On Request

** reference to be completed with the control code : BD (24V DC) or FU (110-230V AC)
It is recommended to check availability with Customer Care team

Selection Chart for TeSys H



GV2L + LZ2H2X4BD

Selection of the circuit breaker Type 1 Co-ordination according to IEC/EN 60947-4-2

Max A	Iq kA	Number of TeSys H		Reference Circuit breaker	
		2.4 A	6.5 A	Rotary	Rocker
0.4	50.0	1	–	GV2L03	GV2LE03
0.63	50.0	1	–	GV2L04	GV2LE04
1	50.0	1	1	GV2L05	GV2LE05
1.6	50.0	1	1	GV2L06	GV2LE06
2.5	35.0	1	1	GV2L07	GV2LE07
4	12.5	1	1	GV2L08	GV2LE08
6.3	8.0	2	1	GV2L10	GV2LE10
10	7.0	4	1	GV2L14	GV2LE14
14	5.0	5	2	GV2L16	GV2LE16
18	4.0	7	2	GV2L20	GV2LE20
25	4.0	10	3	GV2L22	GV2LE22
32	3.0	13	4	GV2L32	GV2LE32

TeSys Protection Range

TeSys has the most rugged and reliable solution to manage motors
Please find a quick range overview below

Protection	TeSys Motor Control and Protection Solution						
	GV2P, GV4P GV3P, GV2ME	GV4PEM	Thermal Overload Relays	Overtorque Relays	TeSys U	EOCR	TeSys
	 GV2P GV3P GV2ME	 GV4PEM	 LR2K LRD LR9D LR9F LR9G	 EOCR SS EOCR SSD	 TeSys U	 EOCR	 TeSys T TeSys Island
Short circuit							
Causes of overheating							
• Slight overload							
• Locked rotor							
• Ventilation fault							With probes
• Abnormal temperature rise							With probes
• Shaft bearing seizure							
• Insulation fault							
• Long starting time		Adjustable					Adjustable
• Severe duty							
• Voltage variation							
Causes of phase variation							
• Phase reversal			LR9D only				
• Phase losses							
• Phase imbalance			LR9G only				
• Earth fault	GV4P only		LR9G only				
Mechanical shocks							
Historic fault, prearming							
			Possible Pre-alarm				

Please contact Customer Care Center for Stockable and Non stockable status of references.

NORMAL STOCK ITEMS

W.E.F. August 31, 2021

Overload relays for Motor Safety

New TeSys LR9D electronic overload relays
provide motor safety tailored to your needs



Thermal Overload Relays - K Model (Direct Mounting)



- Conformance to IEC, UL, CSA, CE
- Range : 0.1A to 16A
- Direct & Independent mounting
- Trip class 10A

Thermal Protection Adjustment Range	For Use With	Reference*	Unit MRP [₹]
0.11...0.16		LR2K0301	2165
0.16...0.23		LR2K0302	
0.23...0.36		LR2K0303	
0.36...0.54		LR2K0304	
0.54...0.8		LR2K0305	
0.8...1.2		LR2K0306	
1.2...1.8	LC1K, LP1K, LP4K,	LR2K0307	
1.8...2.6	LP2K, LC2K	LR2K0308	
2.6...3.7		LR2K0310	
3.7...5.5		LR2K0312	
5.5...8		LR2K0314	
8...11.5		LR2K0316	
10...14		LR2K0321	
12...16		LR2K0322	
			2205

* Note: Terminal Block for Clip-on Mounting LA7K0064


Thermal Overload Relays - D Model



- Conformance to IEC, UL, CSA
- Range : 0.1A to 104A
- Higher operating temperature
- Tripping class 10A & 20 available
- Direct mounting on contactor is possible upto 95A

Thermal Protection Adjustment Range	For Use With	Reference*	Unit MRP [₹]
LRD Model (Direct Mounting)			
0.1...0.16		LRD01	2175
0.16...0.25		LRD02	
0.25...0.4		LRD03	
0.4...0.63		LRD04	
0.63...1		LRD05 ✓	
1...1.6	GV2L03, LE03,	LRD06 ✓	
1.6...2.5	LC1D09...LC1D38	LRD07 ✓	
2.5...4		LRD08 ✓	
4...6		LRD10 ✓	
5.5...8		LRD12 ✓	
7...10		LRD14 ✓	
9...13		LRD16 ✓	
12...18		LRD21 ✓	
16...24	GV2L22, LC1D25...D38	LRD22 ✓	
23...32	LC1D25...LC1D38, LC1D32	LRD32 ✓	
30...38	LC1D32, LC1D38	LRD35	
23...32	LC1D40A...D65A	LRD332	
	LC1D80...LC1D95	LRD3353	
30...40	LC1D40A...D65A	LRD340	
30...40	LC1D80...LC1D95	LRD3355	
37...50	LC1D40A...D65A	LRD350 ✓	
	LC1D80...LC1D95	LRD3357	
48...65	LC1D40A...D65A	LRD365	
62...80	LC1D80A	LRD380	
48...65	LC1D80...LC1D95	LRD3359	
63...80	LC1D80...LC1D95	LRD3363	
80...104	LC1D80, LC1D95	LRD3365	

Electronic Overload Relay - D Model



- Conformance to IEC, UL, CSA
- Range : 0.1A to 32A
- 5:1 Adjustment range
- High Operating Temperature
- Field selectable tripping class : 5, 10, 20 & 30
- Type 1 & Type 2 Co-ordination chart available

Current Range	For Use With	Reference*	Unit MRP [₹]
0.1...0.5		LR9D01	9890
0.4...2.0	LC1D09 - 38A	LR9D02	10155
1.6...8.0	Direct Mounting	LR9D08	
6.4...32		LR9D32	11355

Note: For LR9D01 to LR9D32 - Terminal Block for Clip on Mounting LAD7B205.

Electronic Overload Relay - F Model



- Conformity to International Standards - IEC, UL, CSA
- Direct mounting on contactors is possible upto 630A
- Higher operating temperature
- Tripping class 10

Thermal Protection Adjustment Range	Reference	Unit MRP [₹]
LR9-F Electronic Protection Relays		
90...150	LR9F5369 ✓	14535
132...220	LR9F5371	17025
200...330	LR9F7375	18275
300...500	LR9F7379	22425
380...630	LR9F7381	23810

Electronic Overload Relay - G Model NEW



- Selectable protection against imbalanced load
- Selectable protection against ground fault
- ON status and overload alarm signaling by LED
- Direct mounting of relay with contactors saving in panel space and installation time
- Selectable, from class 5E to class 30E to suit different application needs

Thermal Protection Adjustment Range	Reference	Unit MRP [₹]
LR9-G Electronic Protection Relays		
28...115	LR9G115	12000
57...225	LR9G225	15000
125...500	LR9G500	19000
160...630	LR9G630	On Request

Note:

- For LRD01...LRD35 - Terminal Block for clip-on Mounting LAD7B106
- For LRD33** - Terminal Block for clip-on Mounting LA7D3064 ✓
- For LRD332, LRD340, LRD350 & LRD365 - Connection block for separate mounting LAD96560
- The LRD relays can be used for AC or DC current up to 104A
- For long starting, Class 20 relays are available on request.
- Device for remote tripping and electrical reset is available on request.

Please contact Customer Care Center for Stockable and Non stockable status of references.

✓ NORMAL STOCK ITEMS

W.E.F. August 31, 2021

Advanced Motor Protection

High performance protection
for your application



EOLR

Electronic Overload Relay

- Precise Overload Protection
- Wide operating Range 5:1
- Higher Operating Temperature
- Selectable Trip Class



EOCR

Electronic Over Current Relay

- Compact and Robust
- Advanced current protections
- Suitable for 1-phase and 3-phase applications
- Suitable for motors upto 400A
- Pass-through CT for electrical isolation

EOLR - LR9D

Electronic Overload Relay



- Conformance to IEC, UL, CSA
- Range : 0.1A to 32A
- 5:1 Adjustment range
- High Operating Temperature
- Field selectable tripping class : 5, 10, 20 & 30
- Type 1 & Type 2 Co-ordination chart available

Current Range	For Use With	Reference*	Unit MRP [₹]
0.1....0.5		LR9D01	9890
0.4....2.0	LC1D09 - 38A	LR9D02	10155
1.6....8.0	Direct Mounting	LR9D08	
6.4....32		LR9D32	11355

Note: For LR9D01 to LR9D32 - Terminal Block for Clip on Mounting LAD7B205.

Protection Relay Selection table

Features/product	EOLR	EOCR		
	LR9D	SS/SSD	3DM2/FDM2	3MZ2/FMZ2/3BZ2/FBZ2
Precise Overload Protection (Inverse Time)				
Over Current Protection (Definite Time)				
Selectable Trip Clas 5-30				
Current Unbalance Protection				
Locked Rotor, Phase Loss		*		
Under current Protection				
Ground Current Protection				
Current Measurement	3CT	2CT	3CT	3CT
Current Display		#		
Direct Mounting on Contactor	\$			
Fault History				
Configurable protection functions				

* - over current based protection
- with SSD
\$ - upto 38 Amps

█ Possible solution
█ Ideal solution

Analog EOCR

- Compact
- Protection against over current/phase loss/locked rotor (phase loss/locked rotor operates by over current)
- Manual (instant)/electrical reset
- NVR (No Volt Release) function / Fail Safe
- Suitable for single-phase / 3-phase motors
- LED (operation display and active current display)

EOCR SS

- Without Display



EOCR SS			
Current Range	Control Voltage	Reference	Unit MRP [₹]
0.5-6	24-240V AC/DC	EOCRSS-05S	5760
3-30	24-240V AC/DC	EOCRSS-30S	
5-60	24-240V AC/DC	EOCRSS-60S	

Note: 2 SPST output contacts

To order an EOCR-SS:

E 0 C R S S - 0 5 S

1	Current Setting Range	5	0.5-6A	For 60A or higher, combine 05Type and an external CT (secondary 5A) for use
		30	3.0-30A	
		60	5.0-60A	
2	Operating Power Supply	S	24-240V AC/DC	
		W	380-440V AC	

Note: For a CT combination type, please write an accessory code from the CT Order Codes separately.

EOCR SSD

- With Display (Operating Current & Trip Cause)



EOCR SSD			
Current Range	Control Voltage	Reference	Unit MRP [₹]
0.5-6	24-240V AC/DC	EOCRSSD-05S	8615
3-30	24-240V AC/DC	EOCRSSD-30S	
5-60	24-240V AC/DC	EOCRSSD-60S	

Note: 2 SPST output contacts

To order an EOCR-SSD:

E 0 C R S S D - 0 5 S

1	Current Setting Range	5	0.5-6A	For 60A or higher, combine 05Type and an external CT (secondary 5A) for use
		30	3.0-30A	
		60	5.0-60A	
2	Operating Power Supply	S	24-240V AC/DC	
		W	380-440V AC	

Note: For a CT combination type, please write an accessory code from the CT Order Codes separately.

Please contact Customer Care Center for Stockable and Non stockable status of references.

☑ NORMAL STOCK ITEMS

W.E.F. August 31, 2021

NEW Digital EOCR



- Micro-controller unit based
- Real time processing / High precision
- Protections : Over current, Under current, Phase loss, Phase reversal, Stall, Jam, Current Imbalance, Earth fault (3MZ2/FMZ2/3BZ2/FBZ2)
- Current Rating – 0.5 to 400A
- Bar graph indication of a load current to the current setting.
- Ancillary functions : Fail safe, Accumulated running hour, 3 faults records & limitation of auto-restart.
- Individual phase I-THD monitoring
- Suitable low Frequency Operation
- Communication capable RS485 (Optional)

Selection Table for Digital EOCR

3 D M 2 - W R D U W Z

1 2 3 4 5 6

1	Digital Electronic Over-current Relay	3DM2/ FDM2	Without Ground Fault Protection	
		3MZ2/ FMZ2	With Ground Fault Protection with External ZCT	
		3BZ2/ FBZ2	With Ground Fault Protection inbuilt ZCT	
Built-in display		3●●2	Flush mounting display F●●2	
No	Item	Type	Current Range	
2	Standard	WR	0.5...80A	
3	Relay Output	D	b (95-96), a(97-98), a(07-08) 3DM2, FDM2	
		A	a(97-98): OL, a(57-58): GF	3MZ2, FMZ2
		C	b(95-96), a(97-98): OL/GF	
		D	b(95-96) : OL, a(57-58): GF*	
4	Control Power	B	AC/DC 24V	
		U	AC/DC 100~240V	
5	Wiring Method	W	Window-hole type*	
		H	Bottom-hole type	
6	Version	Z	New version	

* Not Possible with 3BZ2/FBZ2

Digital EOCR				
Current Range	Control Voltage	Reference	Description	Unit MRP [₹]
0.5-80A	100-240V AC/DC	3DM2-WRDUWZ	Without ground - fault protection	18175
		3DM2-WRDUHZ		
		FDM2-WRDUWZ		
		FDM2-WRDUHZ	18420	
		3MZ2-WRAUWZ		
		3MZ2-WRAUHZ		
		3MZ2-WRCUWZ		
		3MZ2-WRCUHZ		
		3MZ2-WRDUWZ		
		3MZ2-WRDUHZ	With ground - fault protection	22115
		FMZ2-WRAUWZ		
		FMZ2-WRAUHZ		
		FMZ2-WRCUWZ	26735	
		FMZ2-WRCUHZ		
		FMZ2-WRDUWZ		
		FMZ2-WRDUHZ	With ground - fault protection (inbuilt ZCT)	27165
		3BZ2-WRAUHZ		
		3BZ2-WRCUHZ		
FBZ2-WRAUHZ				
FBZ2-WRCUHZ				

EOCR Accessories

ZCT - Ground Fault Protection			
	Reference	Description	Unit MRP [₹]
	ZCT-035-Z	ZCT EP 35 mm	On Request
	ZCT-080-Z	ZCT EP 80 mm	7825
	ZCT-120-Z	ZCT EP 120 mm	12875

Display Cable for FDM2/FMZ2/FBZ2			
	Reference	Description	Unit MRP [₹]
	CABLE-RJ45-001Q	CABLE 1M	2105
	CABLE-RJ45-003Q	CABLE 3M	2235

Current Transformer

3CT - H1 - 100 - C

1

	Reference	Description	Unit MRP [₹]
	H1-100-Z	Square 3CT 100:5	4625
	HH-150-Z	Square 3CT 150:5	5730
	H2-200-Z	Square 3CT 200:5	6320
	H3-300-Z	Square 3CT 300:5	6650
	H4-400-Z	Square 3CT 400:5	7825

Please contact Customer Care Center for Stockable and Non stockable status of references.

NORMAL STOCK ITEMS

W.E.F. August 31, 2021

TeSys GV4

Circuit breaker for Motor protection



New TeSys GV4

- Compact and Robust, covering motors upto 55kW- Breaking capacity upto 100kA
- Available with magnetic, electronic thermal magnetic and advanced protection functions including alarming, jam, long start etc
- Equipped with patented EverLink power connections for the entire range, ensuring 100% reliable connections
- Type 2 Co-ordination with TeSys range of contactors, including TeSys T motor controllers

Circuit Breakers for Motor Protection

Magnetic Circuit Breaker



- Conformance to IEC 60947 -1,-2,-4
- Magnetic circuit breakers range from 0.1-80 Amps
- High Breaking capacity up to 100kA
- Wide range of accessories

Thermal Magnetic Circuit Breaker



- Conformance to IEC 60947 -1,-2,-4, conformity to International Standards - UL, CSA, CE
- Thermal magnetic circuit breakers range from 0.1-220 Amps
- High Breaking capacity up to 100kA
- Wide range of accessories
- S-shaped busbar for side-by-side connection with 40 - 65A Contactor

breaking Capacity at 415V 50Hz	Motor Power AC-3**		Magnetic Protection Rating (A)	Reference	Unit MRP [₹]
	kW	HP			

With Rocker Lever Control (Economy)*

100kA	0.09	-	0.4	GV2LE03	4645
	0.18	-	0.63	GV2LE04	
	0.37	0.5	1	GV2LE05	
	0.55	-	1.6	GV2LE06	
	1.1	1.5	2.5	GV2LE07	
	1.5	2	4	GV2LE08	
	2.2	3	6.3	GV2LE10	
15kA	3	5.5	10	GV2LE14	5390
	5.5	7.5	14	GV2LE16	
	7.5	10	18	GV2LE20	
10kA	11	15	25	GV2LE22	9155
	15	20	32	GV2LE32	

With Rotary Handle Control*

100kA	0.09	-	0.4	GV2L03	5330
	0.18	-	0.63	GV2L04	
	0.37	0.5	1	GV2L05	
	0.55	-	1.6	GV2L06	
	1.1	1.5	2.5	GV2L07	
	1.1	2	4	GV2L08	
	2.2	3	6.3	GV2L10	
50kA	4	5.5	10	GV2L14	15025
	5.5	7.5	14	GV2L16	
	7.5	10	18	GV2L20	
	11	15	25	GV2L22	
	15	20	32	GV2L32	
	18.5	25	40	GV3L40	
	22	29	50	GV3L50	
50kA	30	40	65	GV3L65	15710
	37	50	73	GV3L73	17760

With Protection toggle control

50kA	37	50	80	GV4LE80N6	13500
	55	74	115	GV4LE115N6	
	75	101	150	LV430832	
	110	147	220	LV431752	On Request
	160	214	320	LV432749	
	200	268	500	LV432949	

* Conforming to IEC 60947-2-3-4

** 50/60Hz - 415V

• GV2-L with the D Model contactor and LRD overload relay provides Type 2 Co-ordination

** 50/60Hz - 415V

(1) With GV1-L3 current limiter, breaking capacity can be increased to 100kA. Combination of the GV2-M with the D Model provides Type 2 Co-ordination.

(2) With GV1-L3 current limiter, breaking capacity can be increased to 100kA. Combination of the GV2-P with the D Model provides Type 2 Co-ordination.

breaking Capacity at 415V 50Hz	Motor Power AC-3**		thermal Protection Adjustment Range	Reference	Unit MRP [₹]
	kW	HP			

With Push button Control (Economy)

100kA	-	-	0.1 - 0.16	GV2ME01	4675
	0.06	-	0.16 - 0.25	GV2ME02	
	0.09	-	0.25 - 0.40	GV2ME03	
	0.18	-	0.40 - 0.63	GV2ME04	
	0.37	0.5	0.63 - 1.0	GV2ME05	
	0.55	0.75	1.0 - 1.6	GV2ME06	
	0.75	1	1.6 - 2.5	GV2ME07	
15kA (1)	1.1	2	2.5 - 4	GV2ME08	5255
	2.2	3	4 - 6.3	GV2ME10	
	3	5.5	6 - 10	GV2ME14	
	5.5	7.5	9 - 14	GV2ME16	
	7.5	10	13 - 18	GV2ME20	
15kA (1)	9	12.5	17 - 23	GV2ME21	6770
	11	15	20 - 25	GV2ME22	
	15	20	24 - 32	GV2ME32	

With Rotary Handle Control

100kA	-	-	0.1 - 0.16	GV2P01	4850
	0.06	-	0.16 - 0.25	GV2P02	
	0.09	-	0.25 - 0.40	GV2P03	
	0.18	-	0.40 - 0.63	GV2P04	
	0.37	0.5	0.63 - 1.0	GV2P05	
	0.55	0.75	1.0 - 1.6	GV2P06	
	0.75	1	1.6 - 2.5	GV2P07	
50kA (2)	1.1	2	2.5 - 4	GV2P08	5735
	2.2	3	4 - 6.3	GV2P10	
	3	5.5	6 - 10	GV2P14	
	5.5	7.5	9 - 14	GV2P16	
	7.5	10	13 - 18	GV2P20	
50kA (2)	9	12.5	17 - 23	GV2P21	8670
	11	15	20 - 25	GV2P22	
	15	20	24 - 32	GV2P32	
50kA	18.5		30...40	GV3P40	14610
	22		37...50	GV3P50	
	30		48...65	GV3P65	
	37		62...73	GV3P73	
	75		100...150	GV5P150H	

With Protection toggle control

50kA	37	49.58	40...80	GV4PE80N6	17500
	55	73.7	65...115	GV4PE115N6	

With Direct Rotary Handle

70KA	75	101	70...150	GV5P150H	39330
	110	147	100...220	GV5P220H	45885
	160	214	160...320	GV6P320H	58995
	200	268	250...500	GV6P500H	81280

Please contact Customer Care Center for Stockable and Non stockable status of references.

☑ NORMAL STOCK ITEMS

W.E.F. August 31, 2021

MCCB for Motor Protection

GV4LE



- IEC/EN 60947-1, IEC/EN 60947-2, CCC, EAC
- Can be used with class 5, 10 or 20 relay
- Short Circuit Protection with an adjustable pick-up $I_n = 6$ to 14 I_n .
- From 0.25 - 55kW

Magnetic Protection Toggle Control

Motor Power AC-3 (400/415V AC)		In (A)	Magnetic setting range A	25kA breaking capacity		50kA breaking capacity		100kA breaking capacity	
kW	HP			Reference	Unit MRP [₹]	Reference	Unit MRP [₹]	Reference	Unit MRP [₹]
0.25..0.75	0.3..1	2	12..28	-	-	GV4LE02N6	10800	GV4LE02S6	13800
0.55..1.5	0.7..2	3.5	21..49	-	-	GV4LE03N6		GV4LE03S6	
1.5..3	2..4	7	42..96	-	-	GV4LE07N6		GV4LE07S6	
3..5.5	4..7.5	12.5	75..175	-	-	GV4LE12N6		GV4LE12S6	
5.5..11	7.5..14	25	150..350	GV4LE25B6	On Request	GV4LE25N6	13500	GV4LE25S6	16500
11..22	15..30	50	300..700	GV4LE50B6		GV4LE50N6		GV4LE50S6	
18.5..37	25..50	80	480..1120	GV4LE80B6		GV4LE80N6		GV4LE80S6	
30..55	40..75	115	690..1610	GV4LE115B6		GV4LE115N6		GV4LE115S6	

Note: For Everlink termination please order after removing the 6 at the end Eg. GV4LE115N

GV4PE



- IEC/EN 60947-1, IEC/EN 60947-2, IEC/EN 60947-4-1, UL 60497-4-1, CCC, EAC, CSA
- Overload or thermal protection
- Short time delay protection
- Short circuit protection
- Fixed Ground fault protection
- Phase unbalance or phase loss
- Front indications through LED
- Variable Trip class : Trip Class 10/ Trip Class 20

Thermal Magnetic Protection Toggle Control

Motor Power AC-3 (400/415V AC)		In (A)	Thermal setting range A	25kA breaking capacity		50kA breaking Capacity		100kA breaking Capacity	
kW	HP			Reference	Unit MRP [₹]	Reference	Unit MRP [₹]	Reference	Unit MRP [₹]
0.25..0.75	0.3..1	2	0.8..2	-	-	GV4PE02N6	14800	GV4PE02S6	16000
0.55..1.5	0.7..2	3.5	1.4..3.5	-	-	GV4PE03N6		GV4PE03S6	
1.5..3	2..4	7	2.9..7	-	-	GV4PE07N6		GV4PE07S6	
3..5.5	4..7.5	12.5	5..12.5	-	-	GV4PE12N6		GV4PE12S6	
5.5..11	7.5..14	25	10..25	GV4PE25B6	On Request	GV4PE25N6	17500	GV4PE25S6	18500
11..22	15..30	50	20..50	GV4PE50B6		GV4PE50N6		GV4PE50S6	
18.5..37	25..50	80	40..80	GV4PE80B6		GV4PE80N6		GV4PE80S6	
30..55	40..75	115	65..115	GV4PE115B6		GV4PE115N6		GV4PE115S6	

Note: For Everlink version please order after removing the 6 at the end. Eg. GV4PE115N

Crimp Lug/busbar connection

Description	Sold in lots of	Reference
Crimped lug connector + screws	1	GV4LUG
Transparent terminal shield for crimped lug connector	1	LAD96590
Interphase barriers	6	LV426920
Spreader 3-pole	To increase the pitch to 35 min	1
		LV426940

Please contact Customer Care Center for Stockable and Non stockable status of references.

NORMAL STOCK ITEMS

W.E.F. August 31, 2021

Accessories for GV4



MX Shunt Trip

- Trips the circuit breaker when the control voltage rises above 70% of rated voltage
- Shunt trip 110..130V AC is suitable.. etc for ground fault protection when combined with a Class I ground fault sensing element

MN Under Voltage Release

Trips the circuit breaker when the control voltage drops below 35% of its rated voltage

Description	Mounting	Voltage	References	Unit MRP [₹]
Mx Shunt Trip	Internal, Plug-In	220-240 VAC 50 Hz, 208-240 VAC 60 Hz, 277 VAC 60 Hz	GV4AS287	3015
Mn Under Voltage Release	Internal, Plug-In	440-480 VAC 60 Hz	GV4AU486	3940

Auxiliary Contact Blocks



An auxiliary contact block provides one changeover contact with one common point for OF and SD function, depending on where it is inserted

Open/Close OF Function: indicates position of the circuit breaker contacts

Trip Alarm SD Function: indicates circuit breaker tripping due to:

- Electrical fault (overload, short circuit)
- Shunt trip/Undervoltage release
- "Push to Trip" Function

Resets when the circuit breaker is reset

Description	Maximum Number	Mounting	Type of Contacts	Reference	Unit MRP [₹]
Auxiliary Contact Block	2 (1 Each For OF or SD)	Internal Plug-In	NO + NC	GV4AE11	1060

Rotary Handles

Description	Type	Degree of Protection	Reference	Unit MRP [₹]
Direct Mounting Rotary Handle	BLACK	IP40	GV4ADN01	1580
	BLACK	IP54	GV4APN01	
Front Extended Rotary Handle (Min Shaft Length 214Mm/Max Shaft Length 627Mm)	RED HANDLE ON YELLOW BEZEL	IP54	GV4APN02	2345
	RED HANDLE ON YELLOW BEZEL	IP65	GV4APN04	2465

Connection Accessories

Description	Reference
Spreader 3-pole (To increase pitch to 35mm) (1 pce)	LV426940

Please contact Customer Care Center for Stockable and Non stockable status of references.

NORMAL STOCK ITEMS

W.E.F. August 31, 2021

Accessories

Accessories for Motor Circuit Breakers

Description	Reference	Unit MRP [₹]	
For GV2			
Front contact NO or NC ⁽¹⁾	GVAE1	1020	
Front contact NO + NC	GVAE11 <input checked="" type="checkbox"/>	1250	
	GVAE20	1380	
Side contact NO + NC	GVAN11 <input checked="" type="checkbox"/>	1510	
	GVAN20		
Fault signalling contact + 1NO contact ⁽²⁾	GVAD1010 <input checked="" type="checkbox"/>	1965	
Fault signalling contact + 1NC contact ⁽²⁾	GVAD1001		
Short circuit signalling contact block 1 C/O	GVAM11	1875	
Under voltage trip	110 ... 115V 50Hz	GVAU115	3210
	220 ... 240V 50Hz	GVAU225	
	380 ... 400V 50Hz	GVAU385	
Shunt trip	110 ... 115V 50Hz	GVAS115	3590
	220 ... 240V 50Hz	GVAS225	
	380 ... 400V 50Hz	GVAS385	
Additive limiter for increasing breaking capacity to 100kA for GV2ME and GV2P.	GV1L3	5795	
Connection block - GV2 with contactor LC1-D09..D38	GV2AF3	705	
Connection block - LS1 D32 or GV2 with Contactor LC1-K or LP1-K	GV2AF01	760	
Empty enclosure for GV2ME - plastic	GV2MP02	2725	
	GV2MC02	2995	

(1) Choice of NC or NO contact operation depending on which way round the reversible block is mounted.

(2) The GV-AD is always mounted next to the circuit breaker.

Busbars

Connection Pitch	No. of Tapoff Points	Reference	Unit MRP [₹]
For GV2 Breakers			
45 mm	2	GV2G245	1605
	4	GV2G445	2530
	2	GV2G254	1795
54 mm	3	GV2G354	2020
	4	GV2G454	2530
	5	GV2G554	2740
72 mm	4	GV2G472	3095

Description	Reference	Unit MRP [₹]
Accessories for Busbars		
terminal block - to supply one or more 3-pole busbar GV2	GV2G05	3880
Protective end covers for unused busbar outlets	GV1G10	685
terminal block for connection from top	GV1G09	2030

Accessories for Motor Circuit Breakers

Description	Reference	Unit MRP [₹]
For GV2-P/GV2-L		
external operator - IP54, Black	GV2APN01 <input checked="" type="checkbox"/>	3600
external operator - IP54, Yellow/Red	GV2APN02	6635
visible isolation block - for motor circuit breaker GV2	GV2AK00	3015
For GV3P/GV3L		
auxiliary Contacts		
Front contact: 1 NO (fault) + 1NC (Auxiliary)	GVAED011	1300
Front contact: 1 NO (fault) + 1NO (Auxiliary)	GVAED101	1430
Busbar		
3-pole, 3 tap, 64 mm pitch	GV3G364	1540
S-shape bus bar	GV3S	1155
External Operator		
IP54, Black	GV3APN01	4300
IP54, Yellow/Red	GV3APN02	4125

Note: All other accessories are same as of GV2.

Busbars GV3G364 and GV3S are not compatible with GV3*73 and GV3*80.

Description	Operating Voltage	Reference	Unit MRP [₹]
For GV5 and GV6			
Auxiliary contact - 1 OC	-	GV7AE11 <input checked="" type="checkbox"/>	2445
Clip-on connector - upto 150 A - 1.5..95 mm ²	-	GV7AC021	1005
Clip-on connector- upto 220 A - 1.5..185 mm ²	-	GV7AC022	955
Front rotary handle		GV7AP03	4205
GV7AP GV7R - black handle ⁽²⁾	-	GV7AP01	7315
Padlocking device - 1..3 padlocks Ø 5..8mm shank ⁽³⁾	-	GV7V01	1100
terminal shields IP405 ⁽¹⁾	-	GV7AC01	2600

For GV5 and GV6

Shunt release	200...240 V AC 50/60 HZ	GV7AS207	5560
Under Voltage release	200...240 V AC 50/60 HZ	GV7AU207	5740

(1) Terminal shields cannot be used together with spreaders.

(2) For mounting direct rotary handle on enclosure door.

This accessory makes it possible to open the door if the device is closed and prevents the device from being closed if the door is open.

(3) For Circuit breaker not fitted with a rotary handle

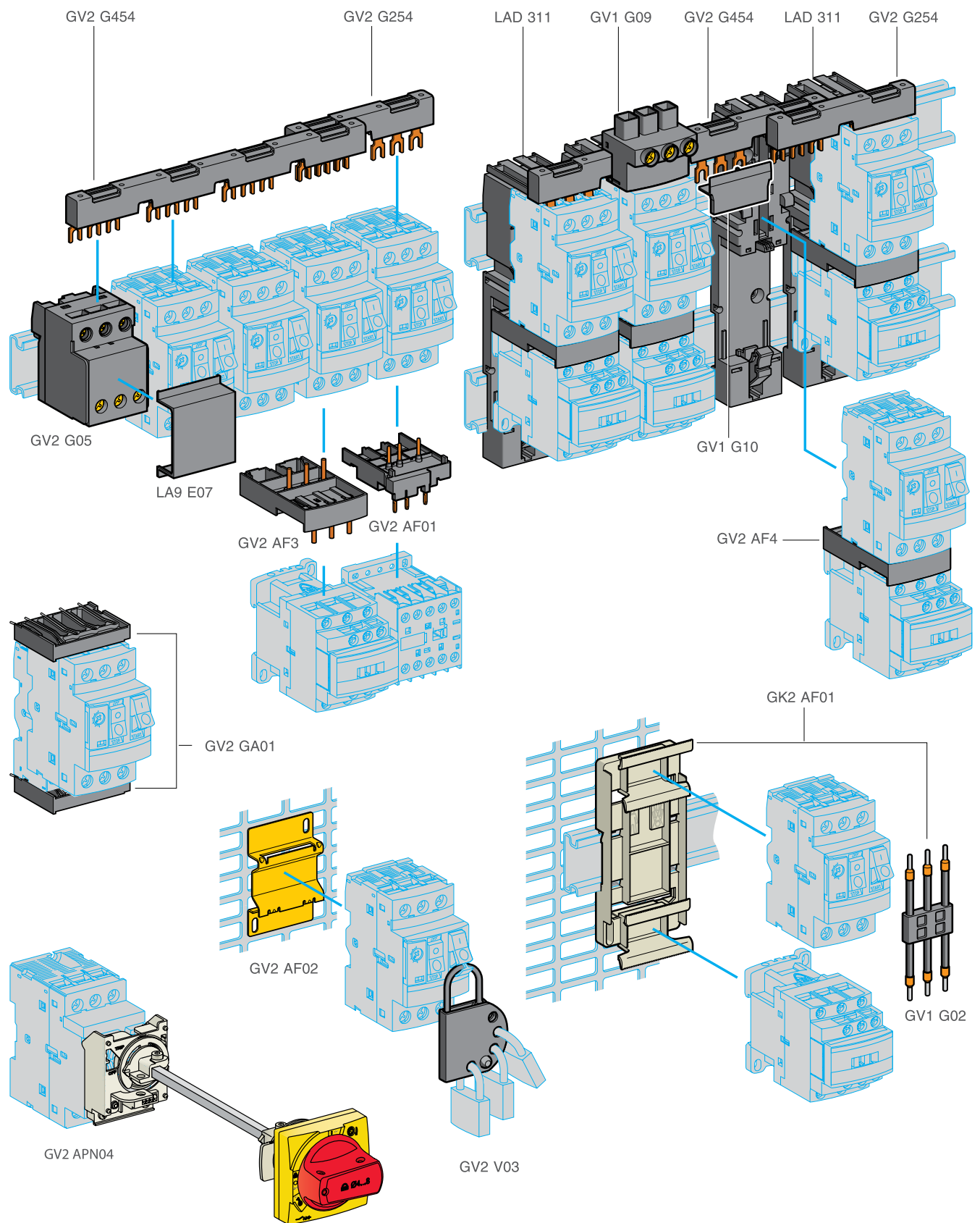
Please contact Customer Care Center for Stockable and Non stockable status of references.

NORMAL STOCK ITEMS

W.E.F. August 31, 2021

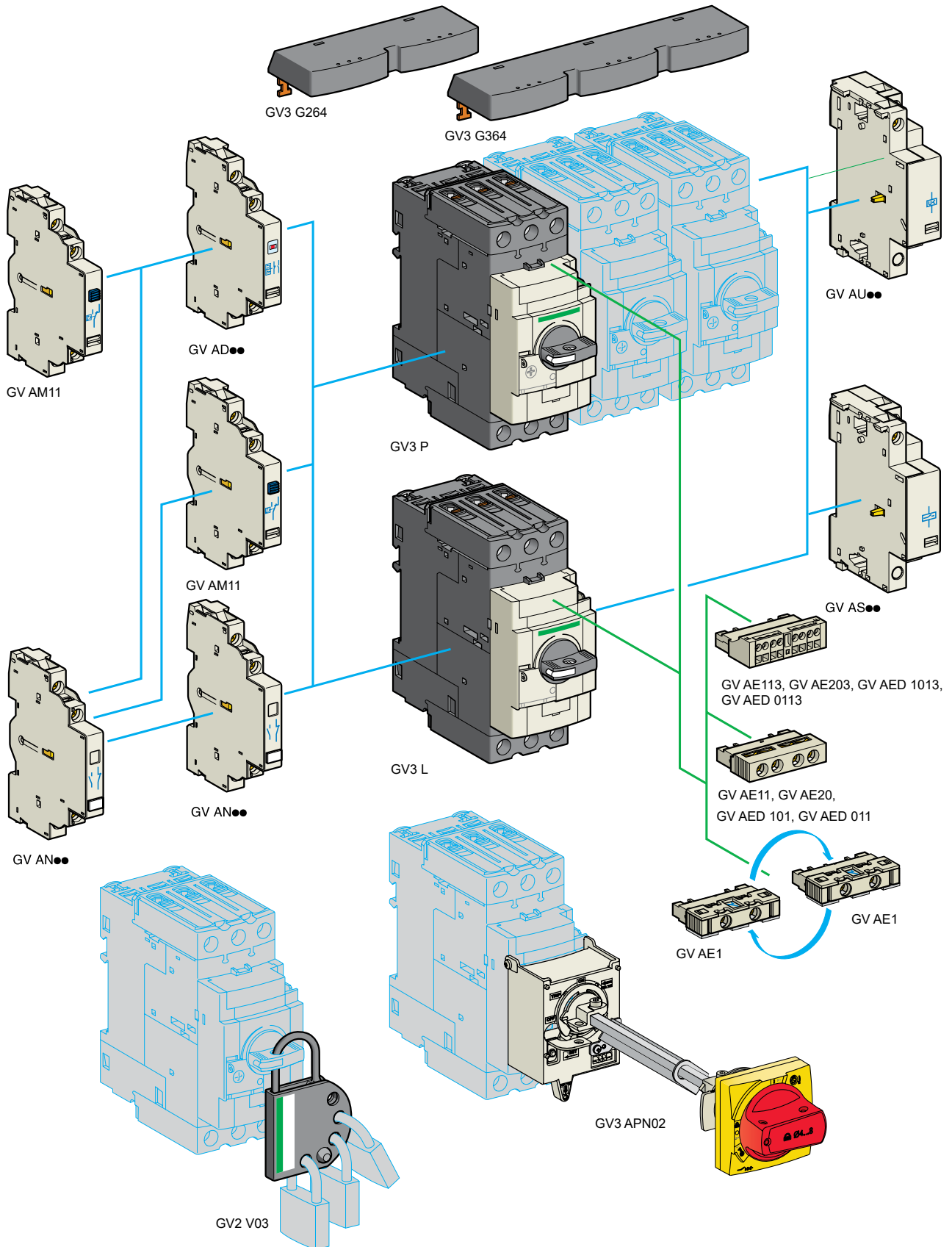
TeSys

Accessories compatibility

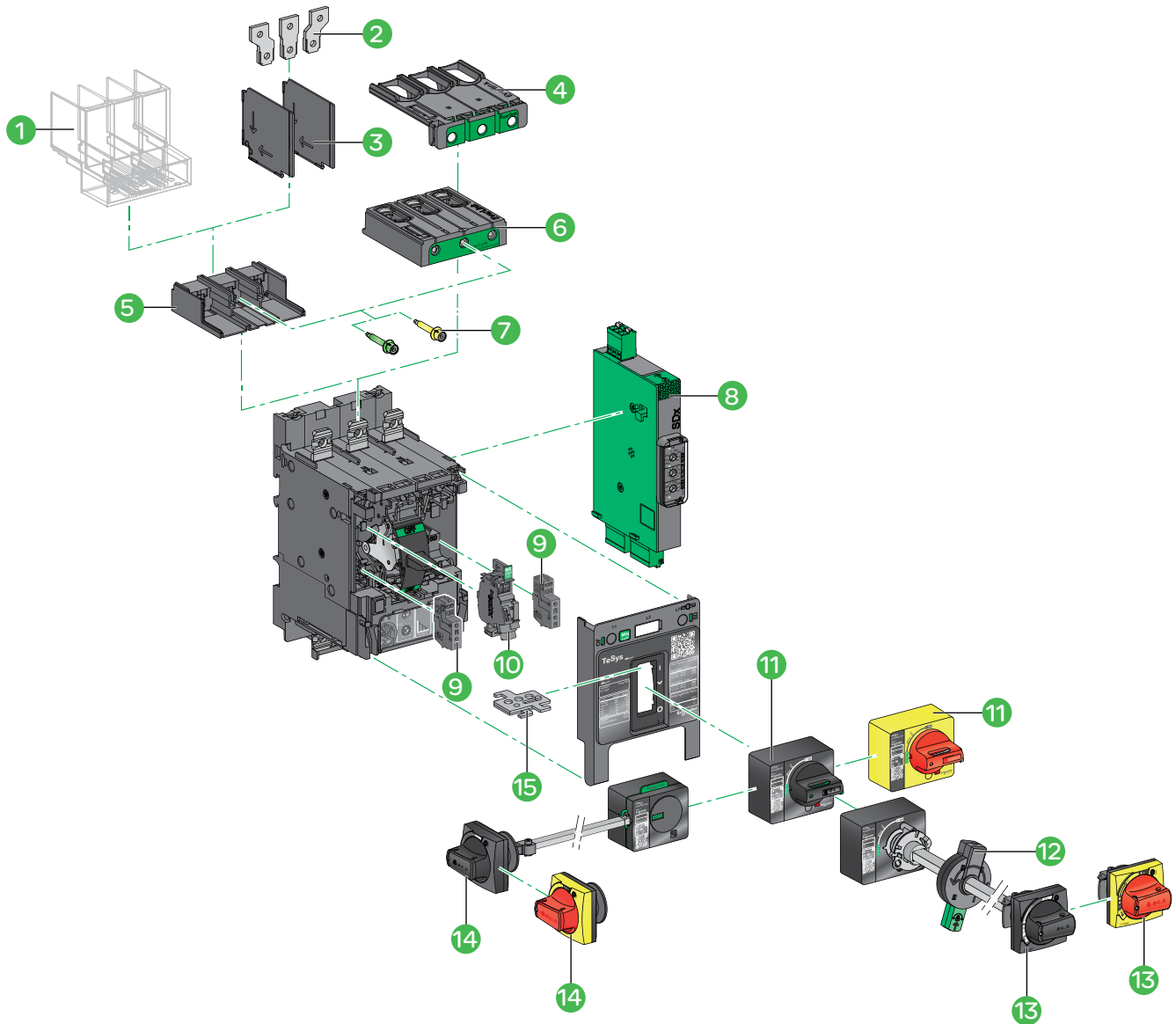


TeSys

Accessories compatibility



TeSys GV4 Overview



- 1 Long terminal shield LAD96590
- 2 Terminal spreaders LV426940
- 3 Interphases barriers LV426920
- 4 Large spacing cover for EverLink connector GV4G66
- 5 Crimp lug connector GV4LUG
- 6 EverLink® connector LAD96595
- 7 Torque limiting breakaway bits LV42699p
- 8 SDx alarming/fault differentiation module GV4ADM1111 (only with GV4PEM)
- 9 Auxiliary contact block for OF or SD function GV4AE11
- 10 - MN undervoltage release GV4AUpp
- MX shunt trip GV4ASpp
- 11 Direct mounting black or red on yellow bezel rotary handle GV4ADN01/ GV4ADN02
- 12 Open door shaft operator (for front extended rotary handle) LV426937
- 13 Front extended rotary handle kit with red handle on yellow bezel or black handle GV4APN01/ GV4APN02 /GV4APN04
- 14 Side rotary handle kit with red handle on yellow bezel or black handle LV426935/LV426936.
- 15 Toggle locking device 29370

Linergy

Linergy is tailored for your flexible panel needs
(changes right up to the last minute)

Because Linergy is:

Flexible



Safer



Reliable



Linergy BZ
Power Busbars

- > Quick connection plates for Compact and TeSys offers
- > Multi-standard offering up to 630 A

Linergy HK
"Hot Plug" Distribution

- > Panel easily upgradeable
- > Reliable "hot plug" modification or upgrade
- Multi-standard system of up to 160 A

Linergy FT
Device Feeders

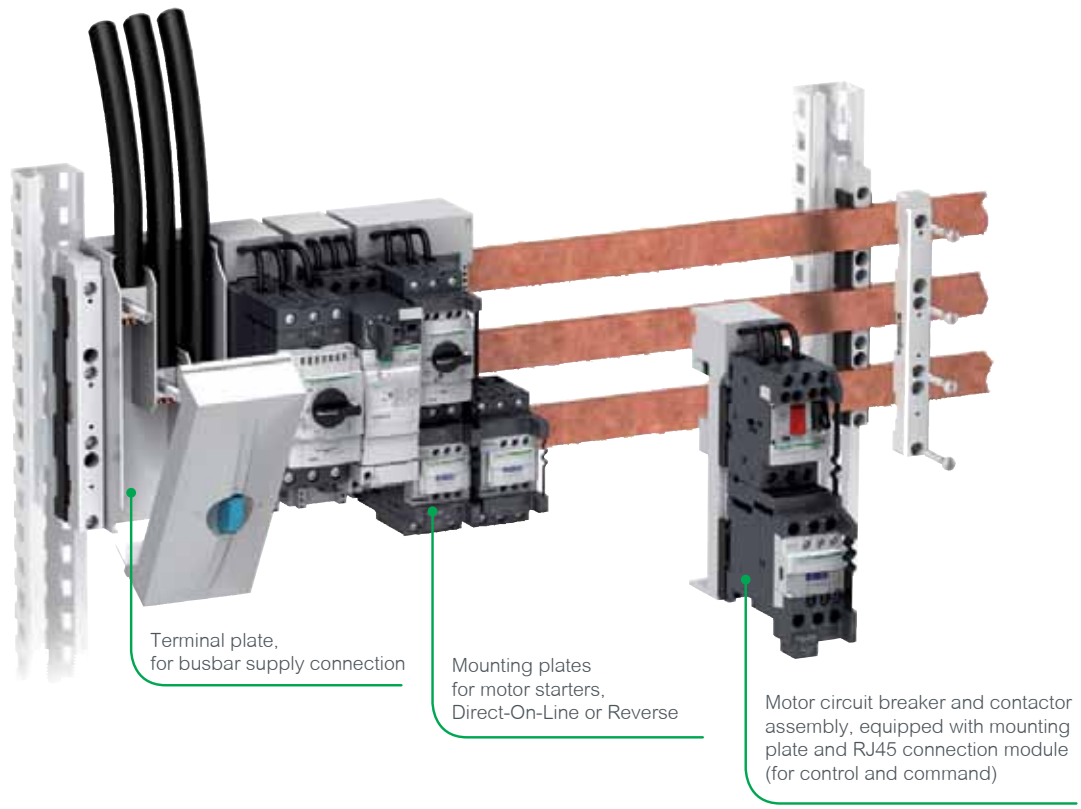
- > Optimised productivity and efficiency of your control panel
- > Easy to install
- > High reliability

- > Quick Installation
- > Multi Standard Offer
- > Intuitive Solution

Linerigy BZ

Linerigy BZ, Multistandard power busbar system,
Application: power distribution to motor starters

In control switchboards, when space saving, quick mounting and replacement are required



- ## Advantages
- Considerable space saving: components are directly mounted on the busbar
 - Large choice of mounting plates (for GV2, GV3 motor circuit breakers and assemblies, GV7, TeSys U)
 - Quick connection, disconnection (power off): clip-on mounting plates
 - Vibration resistant busbar connections: no periodical re-tightening required


- ### Detailed view: back face of a motor starter mounting plate
- A reliable electrical contact is ensured by copper blades
 - The blue part locks the mounting plate on the busbar, compatibility is provided with standard profiles:
 - Height 12, 15, 20, 25 or 30 mm,
 - Width 5 or 10 mm



Linergy HK

Linergy HK, Multistandard hot-plug busbar system,
Application: electrical distribution to motor starters

When compactness and continuity of service are required



Advantages

- Space saving in compact enclosures: the total volume is reduced to that of the motor starter assemblies
- Preserved continuity of service during modification and maintenance: live connection, disconnection (off load)
- Wide adaptability: 6 busbar lengths from 344 to 1100 mm, 12 models of sockets, 23 mounting plates for motor starters up to 25 or 50 A

Detailed view: mounting plate back face

- Thanks to the plug and its pre-cabled wires the motor starter is safely assembled in the workshop, for immediate or later use.
- A piece of DIN profile rail is attached on the front face of the mounting plate for fastening the components.
- The metal mounting plate ensures a rigid and robust fastening on the omega rail.



TeSys Switches

Vario Switch Disconnectors

[Ithe] Conventional Thermal Current**	poles Description	rated Operational Power (AC-23)*	Reference	Unit MRP [₹]
--	----------------------	---	-----------	-----------------

Complete Enclosed Switches

• Range 12 to 175A, IP 65 Sealable and Lockable

10	3P	4 KW	VCF02GE	3350
16	3P	5.5 KW	VCF01GE	3650
20	3P	7.5 KW	VCF0GE	4435
25	3P	11 KW	VCF1GE	4760
32	3P	15 KW	VCF2GE	5580
50	3P	22 KW	VCF3GE	8625
63	3P	30 KW	VCF4GE	10090

* Rated Power at 415V

** Ith in enclosure

For Switch Type (Amps)	Mounting Arrangement	Ingress	Reference	Unit MRP [₹]
------------------------------	-------------------------	---------	-----------	-----------------

Operators (Padlockable)

12 - 40	4 Screw Fixing	IP65	KCF1PZ	815
63 - 80	4 Screw Fixing	IP65	KCF2PZ	865
125 - 175	4 Screw Fixing	IP40	KCF3PZ	3510

Accessories

Description	For Use with switch Bodies	Rating in A	Pole Composition	Earth Contact	Auxiliary contacts	Reference	Unit MRP [₹]
-------------	-------------------------------	----------------	---------------------	------------------	-----------------------	-----------	-----------------

Vario Add-on Modules ⁽¹⁾

Main Pole Module	V02/VCF02	12	1P	-	-	VZ02	980
	V01/VCF01	20	1P	-	-	VZ01	1000
	V0/VCF0	25	1P	-	-	VZ0	1065
	V1/VCF1	32	1P	-	-	VZ1	1040
	V2/VCF2	40	1P	-	-	VZ2	1115
	V3/VCF3	63	1P	-	-	VZ3	1450
Neutral Pole Module ⁽²⁾	V4/VCF4	80	1P	-	-	VZ4	1450
	V02 / VCF02 to V2 / VCF2	-	1N	-	-	VZ11	1195
	V3 / VCF3 to V4 / VCF4	-	1N	-	-	VZ12	1600
Earthing Module	V5 / VCZ5 to V6 / VCZ6	-	1N	-	-	VZ13	3305
	V02 / VCF02 to V2 / VCF20	-	-	-	-	VZ14	1180
	V3 / VCF3 to V4 / VCF4	-	-	1	-	VZ15	1395
Auxiliary Contact Block Module	V5 / VCZ5 to V6 / VCZ6	-	-	1	-	VZ16	2160
	V02/ VCF02 to V6 / VCZ6	-	-	-	1NO + 1NC	VZ7	1230
	V2/ VCF02 to V6 / VCZ6	-	-	-	2NO	VZ20	1230

(1) For mounting option of modules, please refer to the technical catalogue.

(2) With early make and late break contacts

Description	For Use With	Reference	Unit MRP [₹]
-------------	--------------	-----------	-----------------

Components for Door Interlocking

shaft extension - for Mini-VARIO and VARIO - V02..V2	V02...V2	VZ17	1180
		VZ30	1395
shaft extension - for Mini-VARIO and VARIO - V3 V4 V5 V6	V3, V4, V5, V6	VZ18	1585
		VZ31	345
Door interlock plate	VZ17 / VZ30	KZ32	595
		VZ18/31	KZ74

Input Terminal Protection Shrouds

Terminal Shrouds	V02 - V2	VZ8	400
		VZ26	345
	V3 - V4	VZ9	420
		VZ27	345
	V5 - V6	VZ10	530
		VZ28	590
V02 - V6	VZ29	400	

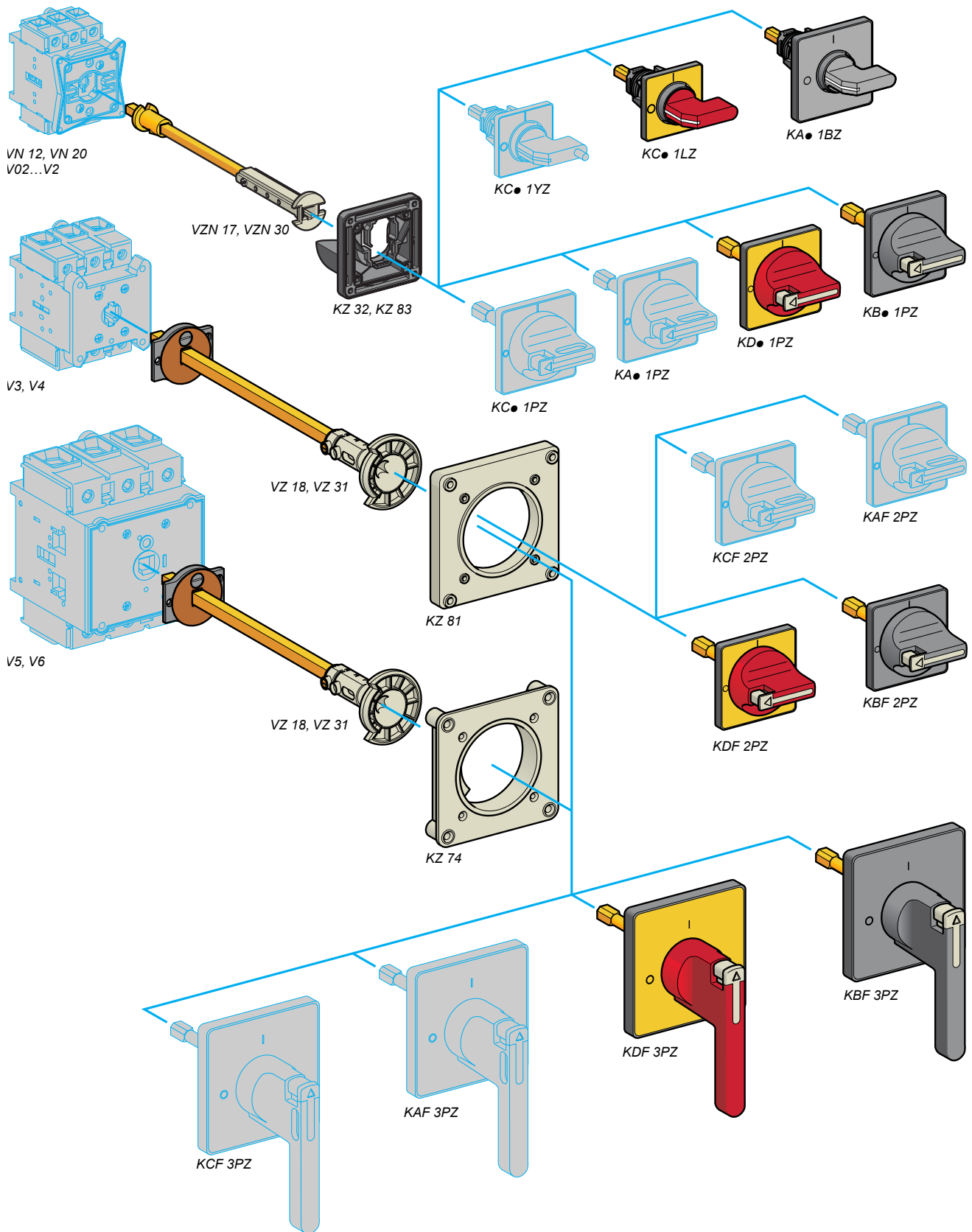
Please contact Customer Care Center for Stockable and Non stockable status of references.

NORMAL STOCK ITEMS

W.E.F. August 31, 2021

TeSys Switches

Accessories



TeSys™ island

Island Concept

TeSys island is an innovative digital load management solution-providing data for higher machine efficiency and ease of servicing, and allowing faster time to market.

TeSys island is a modular, multifunctional system providing integrated functions inside an automation architecture, primarily for the direct control and management of low-voltage loads.

After commissioning, TeSys island can switch, help protect, and manage motors and other electrical loads up to 37 kW installed in an electrical control panel.

This system is designed around the concept of TeSys avatars. These avatars:

- Are the functional object representing a logical function of the physical module with pre-defined logic
- Determine the configuration of the island.

The logical aspects of the island are managed with software tools, covering all phases of product and application lifecycle: design, engineering, commissioning, operation, and maintenance.



- | | |
|----------------------------|--------------------------|
| 1 Bus Coupler | 5 Power interface module |
| 2 Analog I/O module | 6 Standard Starter |
| 3 Digital I/O module | 7 SIL Starter |
| 4 Voltage interface module | 8 SIL interface module |

Designation	Product commercial reference	
TeSys island components		
Standard Starter	9A (AC-3)	TPRST009
	25A (AC-3)	TPRST025
	38A (AC-3)	TPRST038
	65A (AC-3)	TPRST065
	66A (AC-3) - 80A (AC-1)	TPRST080
SIL Starter	9A (AC-3)	TPRSS009
	25A (AC-3)	TPRSS025
	38A (AC-3)	TPRSS038
	65A (AC-3)	TPRSS065
Power interface module	66A (AC-3) - 80A (AC-1)	TPRSS080
	9A (AC-3)	TPRPM009
	38A (AC-3)	TPRPM038
Voltage interface module	80A (AC-3)	TPRPM080
		TPRVM001
SIL interface module		TPRSM001
Digital I/O module	(4 input - 2 output)	TPRDG4X2
Analog I/O module	(2 input - 1 output)	TPRAN2X1
Bus Coupler	EtherNet/IP - Modbus TCP	TPRBCEIP
	PROFINET	TPRBCPFN
	PROFIBUS	TPRBCPF8
Assembly and Wiring Kits		
Kit for reversing starter application	for 9, 25, 38A (size 1 and 2) starters	LAD9R1
	for 65, 80A (size 3) starters	LAD9R3
Jumper bar 3-pole for Star Delta application	for 9, 25, 38A (size 1 and 2) starters	LAD9P3
	for 65, 80 A (size 3) starters, a hazard sticker is provided	LAD9SD3S

ComPact NSXm circuit breakers: Optimized for your needs

The ComPact NSXm range of circuit breakers and switch disconnectors is a newcomer in the ComPact NSX family. It is one of the smallest on the market with innovative features. Built on the design of roto-active breaking technology, we have made it as robust as ComPact NSX products.

ComPact NSXm main features and innovations

- Rated Current, I_n (A) – 16, 25, 32, 40, 50, 63, 80, 100, 125, 160
- Breaking capacity (kA) at 415V – 16, 25, 36, 50, 70
- Thermal magnetic trip unit integrated
- Built-in DIN rail and plate mount
- Auxiliaries externally visible
- EverLink™ connectors



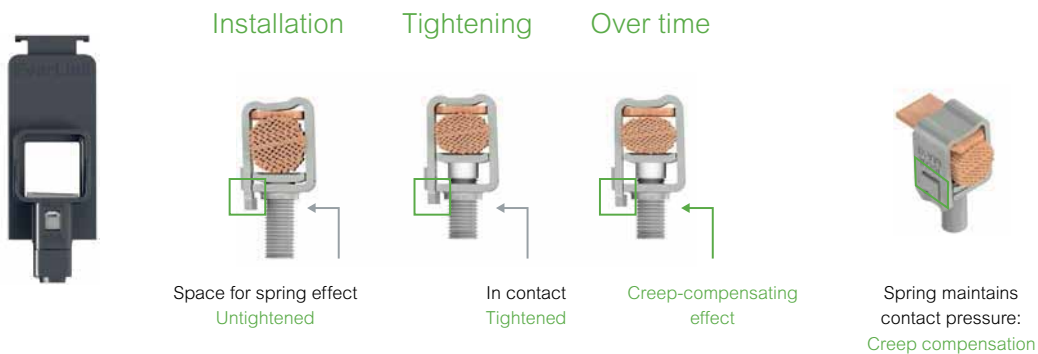
EverLink™ patented technology

The ComPact NSXm features a new cable connection method with patented creep-compensating technology built directly into the terminal - EverLink™:

- With EverLink™ connectors, save space and time during panel assembly.
- Bare cable connections are as safe as compression lug ones.



More than 35 patents have been registered for this new ComPact NSXm offer.



To experience,
Click or Scan



With Thermal Magnetic Trip Unit (TMD) and Compression Lug connectors



LUG CONNECTION



- Ics = 100% Icu as per IEC 60947-2
- Adjustable thermal setting 0.7 – 1 x In
- Fixed magnetic settings
- Single frame size upto 160A
- 5 breaking capacities from 16kA to 70kA
- With compression lug connectors
- All the circuit breakers have a transparent lead-sealable cover

Breaking Capacity Icu as per IEC 60947-2	Rated Current	Three Pole Reference	Unit MRP ₹	Four Pole Reference	Unit MRP ₹
16kA	16A	LV426150	8830	LV426160	12630
	25A	LV426151	8830	LV426161	12630
	32A	LV426152	8830	LV426162	12630
	40A	LV426153	8830	LV426163	12630
	50A	LV426154	8830	LV426164	12630
	63A	LV426155	8830	LV426165	12630
	80A	LV426156	8830	LV426166	12630
	100A	LV426157	8830	LV426167	12630
	125A	LV426158	15580	LV426168	19250
	160A	LV426159	16990	LV426169	21070
25kA	16A	LV426250	9530	LV426260	13770
	25A	LV426251	9530	LV426261	13770
	32A	LV426252	9530	LV426262	13770
	40A	LV426253	9530	LV426263	13770
	50A	LV426254	9530	LV426264	13770
	63A	LV426255	9530	LV426265	13770
	80A	LV426256	9530	LV426266	13770
	100A	LV426257	9530	LV426267	13770
	125A	LV426258	16640	LV426268	20400
	160A	LV426259	19280	LV426269	24030
36kA	16A	LV426350	12180	LV426360	15610
	25A	LV426351	12180	LV426361	15610
	32A	LV426352	12180	LV426362	15610
	40A	LV426353	12180	LV426363	15610
	50A	LV426354	12180	LV426364	15610
	63A	LV426355	12180	LV426365	15610
	80A	LV426356	12180	LV426366	15610
	100A	LV426357	12180	LV426367	15610
	125A	LV426358	17980	LV426368	22340
	160A	LV426359	19890	LV426369	24720
50kA	16A	LV426450	15500	LV426460	19400
	25A	LV426451	15500	LV426461	19400
	32A	LV426452	15500	LV426462	19400
	40A	LV426453	15500	LV426463	19400
	50A	LV426454	15500	LV426464	19400
	63A	LV426455	15500	LV426465	19400
	80A	LV426456	15500	LV426466	19400
	100A	LV426457	15500	LV426467	19400
	125A	LV426458	21610	LV426468	25900
	160A	LV426459	23450	LV426469	28490
70kA	16A	LV426550	19020	LV426560	23850
	25A	LV426551	19020	LV426561	23850
	32A	LV426552	19020	LV426562	23850
	40A	LV426553	19020	LV426563	23850
	50A	LV426554	19020	LV426564	23850
	63A	LV426555	19020	LV426565	23850
	80A	LV426556	19020	LV426566	23850
	100A	LV426557	19020	LV426567	23850
	125A	LV426558	35460	LV426568	37870
	160A	LV426559	36160	LV426569	38640

Note: For Everlink type NSXm MCCBs add prices of LV426970 (3Pole) or LV426971(4Pole) -2 Sets in above MCCBs

For details on stockable and non stockable status, technical parameter, please contact Customer Care Centre

NORMAL STOCK ITEMS

W.E.F. August 31, 2021

With integrated earth leakage protection

(MicroLogic Vigi 4.1 Trip Unit)



- Standard protection of distribution cables
- Earth leakage protection
- Indication of:
 - Overload alarming (via LEDs and via SDx module)
 - Overload tripping (via the SDx module)
- Earth leakage alarming (via the SDx module)
- Earth leakage tripping (via front face screen and the SDx module).

Breaking Capacity Icu as per IEC 60947-2	Rated Current	Three Pole Reference	Unit MRP [₹]	Four Pole Reference	Unit MRP [₹]
16kA	25A	LV426750	29835	LV426755	33315
	50A	LV426751		LV426756	
	100A	LV426752	31510	LV426757	37805
	160A	LV426753		LV426758	
25kA	25A	LV426760	31375	LV426765	35110
	50A	LV426761		LV426766	
	100A	LV426762	33180	LV426767	39860
	160A	LV426763		LV426768	
36kA	25A	LV426770	33055	LV426775	37940
	50A	LV426771		LV426776	
	100A	LV426772	36005	LV426777	42825
	160A	LV426773		LV426778	
50kA	25A	LV426780	36005	LV426785	40895
	50A	LV426781		LV426786	
	100A	LV426782	40895	LV426787	43850
	160A	LV426783		LV426788	
70kA	25A	LV426790	39860	LV426795	45780
	50A	LV426791		LV426796	
	100A	LV426792	48865	LV426797	54395
	160A	LV426793		LV426798	

Please contact Customer Care Center for Stockable and Non stockable status of references.

NORMAL STOCK ITEMS

W.E.F. August 31, 2021

- Suitability for isolation as defined by standard IEC 60947-3
- Self protected by their high-set magnetic release
- Single frame size upto 160A

ComPact NSXm NA switch-disconnector

With Compression Lug connectors

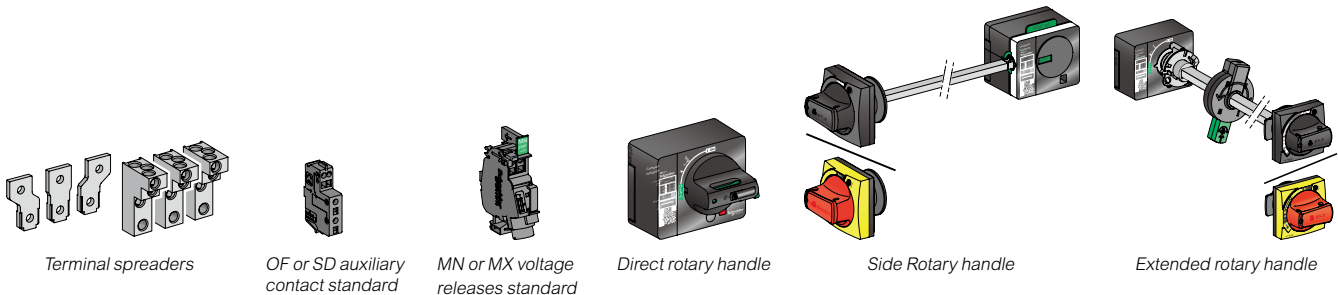
Rated Current	Three Pole Reference	Unit MRP [₹]	Four Pole Reference	Unit MRP [₹]
50A	LV426650	10560	LV426660	15620
100A	LV426651	10560	LV426661	15620
160A	LV426652	21600	LV426662	28810

ComPact NSXm NA switch-disconnector

With EverLink™ connectors

Rated Current	Three Pole Reference	Unit MRP [₹]	Four Pole Reference	Unit MRP [₹]
50A	LV426600	11095	LV426610	16425
100A	LV426601	11095	LV426611	16425
160A	LV426602	22720	LV426612	30310

Accessories for ComPact NSXm 16A to 160A



NSXm Accessories

Auxiliary contacts (changeover)

Description	Reference	Unit MRP [₹]
Standard OF or SD	LV426950	940

Rotary Handles

Description	Reference	Unit MRP [₹]
Direct rotary handle		
Standard black handle	LV426930	1285
Extended rotary handle		
Standard extended rotary black handle	LV426932	1950
Side rotary handle		
Standard side rotary black handle	LV426935	3270

Spreader Links

Description	Reference	Unit MRP [₹]
Spreaders & Phase Barriers		
Spreaders (Set of 3) 3P	LV426940	720
Spreaders (Set of 4) 4P	LV426941	970

Everlink Accessories

Description	Reference	Unit MRP [₹]
Everlink Connectors		
EverLink connector with control wire terminal for 3P (Set of 3)	LV426970	765
EverLink connector with control wire terminal for 4P (Set of 4)	LV426971	995

Voltage Releases

Description	Shunt Release Reference	Unit MRP [₹]	Under Voltage Reference	Unit MRP [₹]
AC				
24 V 50/60 Hz	LV426841	2385	LV426801	3210
48 V 50/60 Hz	LV426842		LV426802	3100
110-130 V 50/60 Hz	LV426843	LV426803		
220-240 V 50/60 Hz	LV426844	2340	LV426804	
380-415 V 50 Hz	LV426846	2385	LV426806	
DC				
24 V	LV426841	2385	LV426801	3210
48 V	LV426842		LV426802	3100
125 V	LV426843	LV426803		
250 V	LV426844	2340	LV426815	

For details on stockable and non stockable status, technical parameter, please contact Customer Care Centre

NORMAL STOCK ITEMS

W.E.F. August 31, 2021

EasyPact EZC

Fixed Thermal Magnetic Trip Unit (TMD)



- Conforms to IEC60947-2
- Suitable for isolation
- Suitable for EasyPact Busbar system

Breaking Capacity Icu as per IEC 60947-2	Rated Current	Three Pole Reference	Unit MRP [₹]	Four Pole Reference	Unit MRP [₹]
"30 kA @ 415V AC 10kA @ 250V DC (2pole in series)"	15A	EZC100H3015	5480	EZC100H4015	7590
	20A	EZC100H3020		EZC100H4020	
	25A	EZC100H3025		EZC100H4025	
	32A	EZC100H3032		EZC100H4032	
	40A	EZC100H3040		EZC100H4040	
	50A	EZC100H3050		EZC100H4050	
	63A	EZC100H3063		EZC100H4063	
	80A	EZC100H3080		EZC100H4080	
	100A	EZC100H3100		EZC100H4100	
	"25 kA @ 415V AC 20kA @ 250V DC (2pole in series)"	125A		EZC250N3125	
160A		EZC250N3160	9770	EZC250N4160	13080
200A		EZC250N3200	11595	EZC250N4200	14625

EasyPact CVS

Fixed Thermal Magnetic Trip Unit (TMD)



- Ics = 100% Icu as per IEC 60947-2
- Suitable for Isolation
- Transparent Cover for trip unit as Standard
- Class II front face
- Single frame size 16-250A

Breaking Capacity as per IEC 60947-2	Rated Current	Three Pole Reference	Unit MRP [₹]	Four Pole Reference	Unit MRP [₹]		
EasyPact CVS 100 to 630A Overload Setting (Ir) 0.7 - 1 x In							
36kA	16A	LV510330 <input checked="" type="checkbox"/>	9950	LV510340	12420		
	25A	LV510331 <input checked="" type="checkbox"/>		LV510341			
	32A	LV510332 <input checked="" type="checkbox"/>		LV510342 <input checked="" type="checkbox"/>			
	40A	LV510333 <input checked="" type="checkbox"/>		LV510343 <input checked="" type="checkbox"/>			
	50A	LV510334 <input checked="" type="checkbox"/>		LV510344			
	63A	LV510335 <input checked="" type="checkbox"/>		LV510345 <input checked="" type="checkbox"/>			
	80A	LV510336 <input checked="" type="checkbox"/>		LV510346			
	100A	LV510337 <input checked="" type="checkbox"/>		LV510347 <input checked="" type="checkbox"/>			
	125A	LV516332 <input checked="" type="checkbox"/>		11100		LV516342	13710
	160A	LV516333 <input checked="" type="checkbox"/>		14700		LV516343	17420
200A	LV525332	21170	LV525342 <input checked="" type="checkbox"/>	26110			
36kA	250A	LV525333	23480	LV525343 <input checked="" type="checkbox"/>	28920		
	320A	LV540305	30250	LV540308 <input checked="" type="checkbox"/>	37530		
	400A	LV540306	30420	LV540309 <input checked="" type="checkbox"/>	37860		
	500A	LV563305 <input checked="" type="checkbox"/>	34500	LV563308 <input checked="" type="checkbox"/>	43480		
	630A**	LV563306 <input checked="" type="checkbox"/>	39090	LV563309 <input checked="" type="checkbox"/>	47720		

Note:

- For performance and other details contact our nearest Sales Office.
- **630A @ 30°C & 600A @ 40°C for TMD630A MCCB

For details on non standard references, technical parameters, accessories, compatibility, stockable and non stockable status please contact Customer Care

NORMAL STOCK ITEMS

W.E.F. August 31, 2021

EasyPact EZC

Description	EZC100 Reference	Unit MRP [₹]	EZC250 Reference	Unit MRP [₹]
Auxiliary Contacts (changeover) Multifunction				
Auxiliary Switch 1 C/O	EZAUX10 <input checked="" type="checkbox"/>	970	EZEAX <input checked="" type="checkbox"/>	1180
Alarm Switch 1 C/O	EZAUX01		EZEAL <input checked="" type="checkbox"/>	
Alarm - Auxiliary Switch	EZAUX11 <input checked="" type="checkbox"/>	1440	EZEAXAL	1710
Spreaders				
Spreaders *(Set Of 3) 3P	EZASPDR3P <input checked="" type="checkbox"/>	390	EZESPDR3P <input checked="" type="checkbox"/>	590
Spreaders *(Set Of 4) 4P	EZASPDR4P <input checked="" type="checkbox"/>	520	EZESPDR4P	750
Phase Barriers				
	EZAFASB2	245	EZEFASB2	340
Rotary Handle				
Direct Rotary handle	EZAROTDS <input checked="" type="checkbox"/>	1370	EZEROTDS	1710
Extended Rotary handle	EZAROTE	2030	EZEROTE	2030
Shunt Release				
AC				
100-130 V	EZASHT100AC	2080	EZESHT100AC	2080
200-277 V	EZASHT200AC <input checked="" type="checkbox"/>		EZESHT200AC <input checked="" type="checkbox"/>	
380-480 V	EZASHT380AC		EZESHT400AC	
DC				
24 V	EZASHT024DC	1580	EZESHT024DC	2080

EasyPact CVS

Auxiliary Contacts (Changeover) Multifunction

Description	Reference	Unit MRP [₹]
OF or SD or SDE or SDV	29450 <input checked="" type="checkbox"/>	920
OF or SD or SDE or SDV low level	29452	1095
SDE adapter for trip unit TM or MA or ETS 2.3 \$\$	LV429451 <input checked="" type="checkbox"/>	800

\$\$: To be considered alongwith SDE contact for MCCB with TMD/ETS 2.3/MA Trip Unit

Voltage Releases

Description	Shunt Release Reference	Unit MRP [₹]	Undervoltage Reference	Unit MRP [₹]
AC				
220-240 V 50/60 Hz	LV429387 <input checked="" type="checkbox"/>	2650	LV429407 <input checked="" type="checkbox"/>	3320

Installation Accessories

Description	100/160/250A Reference	Unit MRP [₹]
Spreaders (Set of 3) 3P	LV431563 <input checked="" type="checkbox"/>	650
Spreaders (Set of 4) 4P	LV431564 <input checked="" type="checkbox"/>	860

Rotary Handles

Description	100/160/250A Reference	Unit MRP [₹]
Direct rotary handle		
Standard black handle	LV429337 <input checked="" type="checkbox"/>	1320
Extended rotary handle		
Standard extended rotary handle	LV429338 <input checked="" type="checkbox"/>	1860

For details on non standard references, technical parameters, accessories, compatibility, stockable and non stockable status please contact Customer Care

NORMAL STOCK ITEMS

W.E.F. August 31, 2021

AC Miniature Circuit Breakers - xC60



- Breaking Capacity as per IEC 60898 and IS/IEC 60898-1, Icn = 10kA
- Breaking Capacity as per IEC 60947-2, Icn = 15kA, upto 40A
- Can be used for DC application upto 60V per pole
- Higher system performance with optimized cost: Cascading*
- Increased System Continuity: Discrimination*
- Higher Installation Life: Energy Limitation Class 3, Fast Closure Mechanism
- Ease, Speed and Flexibility of installation - Biconnect, Line-Load Reversible
- Field-fittable auxiliaries for advance protection and monitoring
- Positive Contact Indication for assurance of disconnection

[In] Rated Current (A)	1 Pole Reference	Unit MRP [₹]	2 Pole Reference	Unit MRP [₹]	3 Pole Reference	Unit MRP [₹]	4 Pole Reference	Unit MRP [₹]
Module Width**	1 mod		2 mod		3 mod		4 mod	
MOQ	12 Nos.		6 Nos.		4 Nos.		3 Nos.	

B curve

6	A9N1P06B ✓	399	A9N2P06B ✓	1185	A9N3P06B ✓	1966	A9N4P06B	2649
10	A9N1P10B ✓	399	A9N2P10B ✓	1185	A9N3P10B ✓	1966	A9N4P10B ✓	2795
16	A9N1P16B ✓	399	A9N2P16B ✓	1185	A9N3P16B ✓	1966	A9N4P16B ✓	2649
20	A9N1P20B ✓	399	A9N2P20B ✓	1185	A9N3P20B ✓	1966	A9N4P20B ✓	2649
25	A9N1P25B ✓	399	A9N2P25B ✓	1185	A9N3P25B ✓	1966	A9N4P25B ✓	2649
32	A9N1P32B ✓	399	A9N2P32B ✓	1185	A9N3P32B ✓	1966	A9N4P32B ✓	2649
40	A9N1P40B ✓	867	A9N2P40B ✓	1907	A9N3P40B ✓	2995	A9N4P40B ✓	3814
50	A9N1P50B	867	A9N2P50B	1907	A9N3P50B	2995	A9N4P50B	3814
63	A9N1P63B ✓	878	A9N2P63B ✓	1960	A9N3P63B ✓	3020	A9N4P63B ✓	3849

C curve

1	A9N1P01C ✓	612	A9N2P01C ✓	1641	A9N3P01C ✓	2589	A9N4P01C ✓	3260
2	A9N1P02C ✓	612	A9N2P02C ✓	1641	A9N3P02C ✓	2589	A9N4P02C ✓	3260
3	A9N1P03C ✓	612	A9N2P03C ✓	1641	A9N3P03C ✓	2589	A9N4P03C ✓	3260
4	A9N1P04C ✓	612	A9N2P04C ✓	1641	A9N3P04C ✓	2589	A9N4P04C ✓	3260
6	A9N1P06C ✓	378	A9N2P06C ✓	1185	A9N3P06C ✓	1966	A9N4P06C ✓	2649
10	A9N1P10C ✓	378	A9N2P10C ✓	1185	A9N3P10C ✓	1966	A9N4P10C ✓	2649
16	A9N1P16C ✓	378	A9N2P16C ✓	1185	A9N3P16C ✓	1966	A9N4P16C ✓	2649
20	A9N1P20C ✓	378	A9N2P20C ✓	1185	A9N3P20C ✓	1966	A9N4P20C ✓	2649
25	A9N1P25C ✓	378	A9N2P25C ✓	1185	A9N3P25C ✓	1966	A9N4P25C ✓	2649
32	A9N1P32C ✓	378	A9N2P32C ✓	1185	A9N3P32C ✓	1966	A9N4P32C ✓	2649
40	A9N1P40C ✓	867	A9N2P40C ✓	1907	A9N3P40C ✓	2995	A9N4P40C ✓	3649
50	A9N1P50C	867	A9N2P50C	1907	A9N3P50C	2995	A9N4P50C	3849
63	A9N1P63C ✓	878	A9N2P63C ✓	1925	A9N3P63C ✓	3020	A9N4P63C ✓	3914

D curve

1	A9N1P01D ✓	618	A9N2P01D	1658	A9N3P01D ✓	2630	----	----
2	A9N1P02D ✓	618	A9N2P02D ✓	1658	A9N3P02D ✓	2630	A9N4P02D	3370
3	A9N1P03D ✓	618	A9N2P03D ✓	1658	A9N3P03D ✓	2630	A9N4P03D	3461
4	A9N1P04D ✓	618	A9N2P04D ✓	1658	A9N3P04D ✓	2630	A9N4P04D	3461
6	A9N1P06D ✓	521	A9N2P06D ✓	1242	A9N3P06D ✓	2071	A9N4P06D ✓	2748
10	A9N1P10D ✓	521	A9N2P10D ✓	1242	A9N3P10D ✓	2071	A9N4P10D ✓	2748
16	A9N1P16D ✓	521	A9N2P16D ✓	1242	A9N3P16D ✓	2071	A9N4P16D ✓	2748
20	A9N1P20D ✓	521	A9N2P20D ✓	1242	A9N3P20D ✓	2071	A9N4P20D ✓	2748
25	A9N1P25D ✓	521	A9N2P25D ✓	1242	A9N3P25D ✓	2071	A9N4P25D ✓	2748
32	A9N1P32D ✓	521	A9N2P32D ✓	1242	A9N3P32D ✓	2071	A9N4P32D ✓	2748
40	A9N1P40D ✓	936	A9N2P40D ✓	2016	A9N3P40D ✓	3172	A9N4P40D ✓	3979
50	A9N1P50D	999	A9N2P50D	2016	A9N3P50D	3172	A9N4P50D	3979
63	A9N1P63D	947	A9N2P63D ✓	2040	A9N3P63D ✓	3201	A9N4P63D ✓	4019

Note: * Please contact nearest Schneider Electric Sales Office or Customer Care Center for coordination chart

**18mm/module

Please contact Customer Care Center for Stockable and Non stockable status of references.

✓ NORMAL STOCK ITEMS

W.E.F. August 31, 2021

AC Miniature Circuit Breakers - C120



- Breaking capacity as per IEC 60898, Icn = 10kA/15kA
- Positive Contact Indication for assurance of disconnection
- Degree of pollution: 3 (suitable for industrial environment)
- Operating Temperature: -30 to 70°C
- Terminal connections: Flexible cables up to 35 sq.mm; Rigid cables up to 50 sq.mm

[In] Rated Current (A)	1 Pole Reference	Unit MRP [₹]	2 Pole Reference	Unit MRP [₹]	3 Pole Reference	Unit MRP [₹]	4 Pole Reference	Unit MRP [₹]
Module Width**	1.5 mod		3 mod		4.5 mod		6 mod	
MOQ	12 Nos.		6 Nos.		4 Nos.		3 Nos.	
C120N (10kA)								
80	A9N18357 <input checked="" type="checkbox"/>	3274	A9N18361 <input checked="" type="checkbox"/>	7255	A9N18365 <input checked="" type="checkbox"/>	11398	A9N18372 <input checked="" type="checkbox"/>	14853
100	A9N18358 <input checked="" type="checkbox"/>	3673	A9N18362 <input checked="" type="checkbox"/>	7739	A9N18367 <input checked="" type="checkbox"/>	12148	A9N18374 <input checked="" type="checkbox"/>	15476
125	A9N18359 <input checked="" type="checkbox"/>	4041	A9N18363 <input checked="" type="checkbox"/>	8506	A9N18369 <input checked="" type="checkbox"/>	13474	A9N18376 <input checked="" type="checkbox"/>	17515
C120H (15kA)								
80	A9N18446	4036	A9N18457	8906	A9N18468	13395	A9N18479	18586
100	A9N18447	4453	A9N18458	9130	A9N18469	14593	A9N18480	20606
125	A9N18448	4864	A9N18459	10358	A9N18470	15749	A9N18481	21768

DC Miniature Circuit Breakers - C60H



- Specially designed MCB for enhanced protection in DC installation
- Magnetic Arc Chutes to quick break DC current in event of fault
- Breaking capacity 6kA as per IEC 60947-2
- Voltage Rating: 1P - 250 V DC & 2P - 500 V DC
- Impulse Voltage: 6 kV
- Higher Installation Life: Energy Limiting Class: 3

[In] Rated Current (A)	Module Width 18mm/ module	1 Pole Reference	Unit MRP [₹]	Module Width 18mm/ module	2 Pole Reference	Unit MRP [₹]
MOQ		12 Nos.			6 Nos.	
C60H-DC						
0.5	1	A9N61500	1258	2	A9N61520	3291
1	1	A9N61501 <input checked="" type="checkbox"/>	1113	2	A9N61521 <input checked="" type="checkbox"/>	2299
2	1	A9N61502 <input checked="" type="checkbox"/>	1113	2	A9N61522 <input checked="" type="checkbox"/>	2299
3	1	A9N61503 <input checked="" type="checkbox"/>	1113	2	A9N61523 <input checked="" type="checkbox"/>	2299
4	1	A9N61504 <input checked="" type="checkbox"/>	1113	2	A9N61524 <input checked="" type="checkbox"/>	2299
5	1	A9N61505	1113	2	A9N61525	2299
6	1	A9N61506 <input checked="" type="checkbox"/>	914	2	A9N61526 <input checked="" type="checkbox"/>	1870
10	1	A9N61508 <input checked="" type="checkbox"/>	914	2	A9N61528 <input checked="" type="checkbox"/>	1870
16	1	A9N61511 <input checked="" type="checkbox"/>	914	2	A9N61531 <input checked="" type="checkbox"/>	1870
20	1	A9N61512 <input checked="" type="checkbox"/>	914	2	A9N61532 <input checked="" type="checkbox"/>	1870
25	1	A9N61513 <input checked="" type="checkbox"/>	914	2	A9N61533 <input checked="" type="checkbox"/>	1870
32	1	A9N61515 <input checked="" type="checkbox"/>	1053	2	A9N61535 <input checked="" type="checkbox"/>	1870
40	1	A9N61517 <input checked="" type="checkbox"/>	1253	2	A9N61537 <input checked="" type="checkbox"/>	2759
50	1	A9N61518 <input checked="" type="checkbox"/>	1253	2	A9N61538 <input checked="" type="checkbox"/>	2759
63	1	A9N61519 <input checked="" type="checkbox"/>	1253	2	A9N61539 <input checked="" type="checkbox"/>	2759

Special application MCBs



Solar Application – PV DC

- DC MCB for multi string PV installations
- Operating Voltage: 800V DC
- Current Rating up to 25A
- Complies to IEC / EN 60947-2

Rail Application* (including Rolling Stock)

- Fire & smoke Resistant – Level 2 (NF F 16-101, NF F 16-102)
- Shock & vibration resistant (IEC 61373) – Cat 1, Class B
- Breaking Capacity: up to 25kA
- Complies to IEC / EN 60947-2

UL MCB

- Type: UL1077, UL489
- Breaking Capacity of 10kA
- Complies to IEC 60947-2 / UL1077 / UL489 / CSA

Note:

Please contact nearest Schneider Electric sales office or Customer Care for Reference and prices of Application Specific MCBs

*Rail Application RCDs are also available on demand

**18mm/module

Please contact Customer Care Center for Stockable and Non stockable status of references.

NORMAL STOCK ITEMS

W.E.F. August 31, 2021

AC Miniature Circuit Breakers - NG125



- Compliance to IEC / EN 60947-2
- High Breaking Capacity MCBs – up to 50kA
- Current Rating up to 125A
- Trip on fault indication on front face of MCB
- Suitability for isolation in the industrial sector to IEC/EN 60947-2
- Available in B, C, D Curves

[In] Rated Current (A)	1 Pole Reference	Unit MRP [₹]	2 Pole Reference	Unit MRP [₹]	3 Pole Reference	Unit MRP [₹]	4 Pole Reference	Unit MRP [₹]
Module Width**	1.5 mod		3 mod		4.5 mod		6 mod	

NG125N – 25kA Breaking Capacity

10	18610	4810	18621	10582	18632	16051	18649	20389
16	18611	4810	18622	8162	18633	16051	18650	20389
20	18612	4816	18623	10582	18634	16051	18651	20383
25	18613	4810	18624	10582	18635	16057	18652	20389
32	18614	4810	18625	9892	18636	16057	18653	20383
40	18615	6202	18626	13111	18637	20093	18654	26433
50	18616	7739	18627	13625	18638	20994	18655	26693
63	18617	6202	18628	14266	18639	22579	18656	27909
80	18618	6541	18629	15331	18640	23735	18658	29379

NG125H – 36kA Breaking Capacity

10	18705	5560	18714	9414	18723	13419	18732	25543
16	18706	5560	18715	9414	18724	13419	18733	25543
20	18707	5554	18716	9414	18725	19173	18734	25543
25	18708	5657	18717	12421	18726	19166	18735	25550
32	18709	5657	18718	12421	18727	19173	18736	25543
40	18710	6928	18719	14357	18728	19524	18737	31043
50	18711	7061	18720	15524	18729	23977	18738	31884
63	18712	7255	18721	16668	18730	20001	18739	35000
80	18713	7981	18722	21764	18731	25876	18740	36912

NG125H – 50kA Breaking Capacity

10	18777	7054	18788	15415	18799	24285	18810	32355
16	18778	7054	18789	15415	18800	24285	18811	32355
20	18779	7054	18790	16620	18801	24285	18812	32355
25	18780	7054	18791	16613	18802	24279	18813	32355
32	18781	7054	18792	16613	18803	24279	18814	32355
40	18782	8561	18793	19771	18804	30347	18815	38412
50	18783	12023	18794	20770	18805	32495	18816	39537
63	18784	8990	18795	22222	18806	34117	18817	42314
80	18785	13244	18796	24418	18807	37825	18818	43712

**18mm/module

Note: Reference provided above are for C Curve MCBs – B and D Curve details available on request

Residual Current Devices (RCDs) - For Human and Fire Protection



**30
mA**

Use of **30mA RCDs** is now **mandatory** for all **domestic intallations** in India {CEA Amendment regulation 2015*}



Schneider Electric provides voltage independent RCDs which work on current sensing technology and provide protection from residual current even at extra low voltages (down to zero volts) and in case of break of neutral.

**SI
Type**

Schneider Electric offers SI RCD built to operate in electrically polluted or installation in aggressive environments:

- Flourescent / Variable lighting with Electronic ballast
- Powerful IT / Telecom equipment / Air conditioning
- Severe Atmosphere - High lighting risk / Swimming pools

* for Measures relating to Safety and Electric supply

Please contact Customer Care Center for Stockable and Non stockable status of references.

NORMAL STOCK ITEMS

W.E.F. August 31, 2021

AC Residual Current Circuit Breakers - xID



Suitable for
ComReady
Auxiliary



- Complies to standards IEC/EN 61008-1 and IS 12640
- AC Class protection
- Selective range available for time based discrimination
- Easy Monitoring: Earth fault indication and Test Button on front face
- Operating temperature up to +70°C
- Mandatory to use OF-S auxiliary to add any indication or tripping auxiliary

[In] Rated Current (A)	Earth-Leakage Sensitivity (mA)	Module Width 18mm/module	2 Pole Reference	Unit MRP [₹]	Module Width 18mm/module	4 Pole Reference	Unit MRP [₹]
25	30	2	A9N16201	4100	4	A9N16251	5755
	100	2	A9N16203	4551	4	A9N16253	6116
	300	2	A9N16202	4689	4	A9N16252	6295
40	30	2	A9N16204	4825	4	A9N16254	5665
	100	2	A9N16205	5203	4	A9N16255	6150
	300	2	A9N16206	5457	4	A9N16256	6388
63	30	2	A9N16208	5811	4	A9N16258	6560
	100	2	A9N16209	6249	4	A9N16259	7266
	300	2	A9N16210	6376	4	A9N16260	7300
80	30	2	A9N16212	9770	4	A9N16261	11572
	100	2	A9N16213	9933	4	A9N16262	11758
	300	2	A9N16214	10118	4	A9N16263	11822

AC Residual Current Circuit Breakers (RCCBs) - ID



- Complies to standards IEC 61008-1 and VDE 0664
- AC Class protection
- Degree of pollution: 3 (suitable for industrial environment)
- Electrical ON/OFF indication by using OFSP auxiliary

Poles Description	[In] Rated Current (A)	Earth-Leakage Sensitivity (mA)	Module Width 18mm/module	Reference	Unit MRP [₹]
4P	100	30	4	**A9R11491	15336
		100	4	**A9R12491	16155
		30	4	16905	46945
	125	100	4	16906	45708
		300	4	16907	45921

Note: **For 100A RCCB Auxiliary kindly contact Customer Care

AC Residual Current Breaker Overload (RCBO) - DPN N Vigi



Suitable for
ComReady
Auxiliary



- Complies to standards IEC/EN 61009
- AC Class Protection; Tripping characteristics - C curve
- Overvoltage category (IEC 60364): IV
- Suitable for indication & tripping auxiliaries

Poles Description	[In] Rated Current (A)	Earth-Leakage Sensitivity (mA)	Module Width 18mm/module	Reference	Unit MRP [₹]
1P+N	6	30	2	A9N19661	6391
		300	2	A9N19681	6491
	10	30	2	A9N19663	6391
		300	2	A9N19683	6491
	16	30	2	A9N19665	6391
		300	2	A9N19685	6491
	20	30	2	A9N19666	6391
		300	2	A9N19686	6491
	25	30	2	A9N19667	6391
		300	2	A9N19687	6491
	32	30	2	A9N19668	6391
		300	2	A9N19688	6815
	40	30	2	A9N19669	8086
		300	2	A9N19689	8227

Note: Application specific RCDs also available with 10mA, 500mA and 1000mA sensitivities | Please contact nearest Schneider Electric Sales Office or Customer Care Center for Reference and Prices

Please contact Customer Care Center for Stockable and Non stockable status of references.

NORMAL STOCK ITEMS

W.E.F. August 31, 2021

SI Type Residual Current Circuit Breakers (RCCBs) - xID SI



- Complies to standard IEC/EN 61008-1
- SI RCDs offer enhanced immunity against Electrical Disturbances; Polluted and Corrosive environments - Guaranteed performance in harsh operating conditions
- Ensures continuity of supply in networks with:
 - Transient overvoltages
 - Loads generating HF leakage current i.e. harmonics
 - Loads generating continuous leakage current
- Ensures tripping on genuine earth fault in networks with:
 - Pulsating DC components
 - HF applications which "Blinds" (non-tripping) the conventional RCDs

[In] Rated Current (A)	Earth-Leakage Sensitivity (mA)	Module Width 18mm/module	2 Pole Reference	Unit MRP [₹]	Module Width 18mm/module	4 Pole Reference	Unit MRP [₹]
25	30	2	A9N16234	9363	4	A9N16321	10435
40	30	2	A9N16237	9834	4	A9N16324	10764
63	30	2	A9N16240	10117	4	A9N16327	11052
	300	2	A9N16246	10193	4	A9N16334	11499

Vigi Block for xC60 (Add-on RCD Module, 2 & 4 Pole)



- Flexibility to use MCB of any tripping curve to suit applications, ensuring best 3 in 1 protection
- No auxiliary supply required
- AC Class protection
- Degree of pollution: 3 (suitable for industrial environment)
- Immune to nuisance tripping due to transient over voltages

[In] Rated Current (A)	Earth-Leakage Sensitivity (mA)	Module Width 18mm/module	2 Pole Reference	Unit MRP [₹]	Module Width 18mm/module	4 Pole Reference	Unit MRP [₹]
25	30	1.5	A9N26581	6621	3	A9N26595	7951
	100	1.5	A9N26582	8422	3	A9N26596	8575
	300	1.5	A9N26583	8905	3	A9N26597	9228
63	30	2	A9N26611	9258	3.5	A9N26643	9293
	100	2	A9N26612	9804	3.5	A9N26644	9651
	300	2	A9N26613	10270	3.5	A9N26645	10099

Note: Vigi Block for High Rating up to 125A (C120) and High Breaking Capacity (NG125) available on demand

SI Type Residual Current Breaker Overload (RCBO) - DPN N Vigi SI



- Complies to standard IEC/EN 61009
- Ensures continuity of supply in networks with:
 - Transient overvoltages
 - Loads generating HF leakage current i.e. harmonics
 - Loads generating continuous leakage current
- Ensures tripping on genuine earth fault in networks with :
 - Pulsating DC components
 - HF applications which "Blinds" (non-tripping) the conventional RCDs

Poles Description	[In] Rated Current (A)	Earth-Leakage Sensitivity (mA)	Module Width 18mm/module	Reference	Unit MRP [₹]
1P+N	6	30	2	A9N19631	12724
	10	30	2	A9N19632	12724
	16	30	2	A9N19634	12724
		300	2	A9N19644	12724
	20	30	2	A9N19635	12724
		300	2	A9N19645	12724
	25	30	2	A9N19636	12724
		300	2	A9N19646	12724
	32	30	2	A9N19637	12724
		300	2	A9N19647	15143
	40	30	2	A9N19638	15066
		300	2	A9N19648	16766

*For Prices, please contact nearest Schneider Electric Sales Office or Customer Care Center are Center for Reference and Prices


Please contact Customer Care Center for Stockable and Non stockable status of references.

NORMAL STOCK ITEMS

W.E.F. August 31, 2021

Common Auxiliaries for xC60 / C120 / RCDs Range

- Field-fittable auxiliaries (clip fitted) mounted on left side with maximum width of 54mm
- Order: Tripping Auxiliaries (MN first) followed by Indication Auxiliaries (SD first)



Type	Module Width 18mm/module	Reference	Unit MRP [₹]
Indication Auxiliaries			
OF Auxiliary Switch: for ON/OFF indications	0.5	A9N26924	1247
SD Alarm Switch: for Trip on fault indications	0.5	A9N26927	1465
OF + SD/OF Auxiliary switch	0.5	A9N26929	3890
OF+SD24 auxiliary contact (ComReady)	0.5	A9N26899	3260
Protection Auxiliaries – Trip Indication on front face			
MN Under-voltage Release 220-240V AC	1	A9N26960	5238
MSU Over-voltage Release 275V AC	1	A9N26500	6203
Tripping Auxiliaries – Trip Indication on front face			
MX + OF Shunt Release 110-415V AC: for Remote tripping of Circuit Breaker	1	A9N26946	3408
MX + OF Shunt Release 12-24V AC/DC: for Remote tripping of Circuit Breaker	1	A9N26948	3408
Auxiliary Switch for RCCBs – Mandatory for use of Auxiliaries with RCCBs			
Auxiliary switch for RCCB up to 80A (OF-S)	0.5	A9N26923	1665
Auxiliary switch for RCCBs 125A (OFSP)	0.5	16940	2531

Accessories



Type	Description	Reference	Unit MRP [₹]
Rotary Handle*	Breaker Switching Sub-Assembly	27046	4650
	Extended, Disconnectable handle	27047	2878
Padlock** (bag of 2)		26970	1119
Multicable terminal for 3 copper cables**		19096	8998
Aluminum cable terminal**		27060	683
Spacer		A9N27062	288

* for xC60, C120, DPN N Vigi, C60H-DC, xSW - Multi poles only

**for xC60, xID, DPN N Vigi, C60H-DC, xSW, C60PV-DC

Note: For all above Reference MOQ = 1

Please contact Customer Care Center for Stockable and Non stockable status of references.

NORMAL STOCK ITEMS

W.E.F. August 31, 2021

Protection Against Lightning Strikes And Switching Surges



For all low voltage switchboards and electrical enclosures:

Comprehensive range

- To ensure the protection of equipment connected to:
- Low voltage networks,
- Telecommunications networks,
- Computer networks.
- Easy to implement and use.
- Compatibility with all earthing systems (TT, TNS, TNC, IT).
- Technical and aesthetic consistency

Continuity of service and certified safety

Schneider Electric certified coordination between the surge arrester and its disconnection circuit breaker.

Compliance with standards: IEC/EN 61643-11.



More and more electrical equipment today is sensitive to overvoltages caused by lightning.



90%

of power outlets supply equipment incorporating electronic devices.



iQuick PRD “built-in” technology surge arresters, a Schneider Electric innovation, incorporate their own disconnection circuit breaker: easy to choose and simple to install for greater effectiveness.



Up to **30%** of installation time saved.

Please contact Customer Care Center for Stockable and Non stockable status of references.

NORMAL STOCK ITEMS

W.E.F. August 31, 2021

Surge Arresters - Type 1+ 2



- Complies to IEC 61643-1 and EN 61643-11
- Withdrawable type: Easy Replacement
- Inbuilt SPD health Indicator: Also available with remote signaling
- For protection against Direct lightning surge, Indirect lightning surge, Switching surge
- Imp up to 25kA & I_{max} upto 40kA
- **Always use a Back-up MCB with your SPD**
- Maximum Operating Voltage [U_c]: 350V

Type	Pole Description	Module Width 18mm/module	Reference	Unit MRP [₹]
PRD1 25r	1P	2	16329	16878
	1P + N	4	16330	37128
	3P	6	16331	55678
	3P + N	8	16332	69178

Surge Arresters iPRD- Type 2 (Withdrawable type) (TT, TN-S, TN-C Systems)



- In conformance with standards IEC 61643-11/2011 T2 and EN 61643-11 Type 2
- For protection against Indirect lightning surge and Switching surge
- Inbuilt health Indicator
- Response time < 25ns
- I_{max} (8/20 s): 65/40/15/8kA
- Maximum Operating Voltage [U_c]: 340V
- Level of protection, U_p: 1.0 - 2.0 kV
- Remote indication contact with 8r/20r/40r/65r
- **Always use a Back-up MCB with your SPD**

Type	Rated Voltage (V)	Pole Description	Module Width 18mm/module	Reference	Unit MRP [₹]
iPRD8	230	1P	1	A9L08100	5067
	230	1P+N	2	A9L08500	9475
	230/400	3P	3	A9L08300	12789
iPRD8r	230/400	3P+N	4	A9L08600	19303
	230	1P+N	2	A9L08501	11359
iPRD20	230/400	3P+N	4	A9L08601	23164
	230	1P	1	A9L20100	5679
	230	1P+N	2	A9L20500	11911
iPRD20r	230/400	3P	3	A9L20300	15248
	230/400	3P+N	4	A9L20600	21557
	230	1P+N	2	A9L20501	14165
iPRD40	230/400	3P+N	4	A9L20601	26359
	230	1P	1	A9L40100	6714
	230	1P+N	2	A9L40500	13718
iPRD40r	230/400	3P	3	A9L40300	19691
	230/400	3P+N	4	A9L40600	27459
	230	1P	1	A9L40101	8051
iPRD65r	230	1P+N	2	A9L40501	17685
	230/400	3P	3	A9L40301	26500
	230/400	3P+N	4	A9L40601	32956
iPRD65r	230	1P	1	A9L65101	10764
	230	1P+N	2	A9L65501	22540
	230/400	3P	3	A9L65301	29413
	230/400	3P+N	4	A9L65601	38165

Spare Cartridges for iPRD



- Spare Cartridges for iPRD8r, iPRD20r, iPRD40r and iPRD65r
- End of life indication available on front face
- These Cartridges are not compatible with Old SPD range (A9L16...)**

Type	Spare Cartridges for	Reference	Unit MRP [₹]
iPRD 65-350	iPRD65r	A9L65102	6739
iPRD 40-350	iPRD40, iPRD40r	A9L40102	5184
iPRD 20-350	iPRD20, iPRD20r	A9L20102	4155
iPRD 8-350	iPRD8, iPRD8r	A9L08102	3637
iPRD Neutral	All products (1P+N, 3P+N)	A9L00002	5455

**Spare Cartridges for Old SPD Range (A9L16...) are available on demand - please contact nearest Schneider Electric Sales Office or Customer Care for Reference and prices

Note: Note: For all above Reference MOQ = 1

Please contact Customer Care Center for Stockable and Non stockable status of references.

NORMAL STOCK ITEMS

W.E.F. August 31, 2021

iQuick PRD - Type 2 with inbuilt MCB



- Compact SPD with in-built back up MCB - saving on space, MCB selection, wiring time
- Compliance to EN 61643-11
- Withdrawable Type - Cost Efficient - Allows damaged Cartridges to be replaced without having to replace entire SPD
- Inbuilt SPD Health Indicator on front face of device; Remote signaling functionality also available
- Incoming Protection: iQuick PRD 40r (High Risk level) and iQuick PRD 20r (Moderate Risk level)
- Secondary Protection: iQuick PRD 8r is cascade mounted with incoming surge arresters

Type	Pole Description	Module Width 18mm/module	Reference	Unit MRP [₹]
iQuick PRD 8r	1P+N	4	A9L16298	14554
	3P	6.5	A9L16299	20786
	3P+N	7.5	A9L16300	25864
iQuick PRD 20r	1P+N	4	A9L16295	16972
	3P	6.5	A9L16296	24952
	3P+N	7.5	A9L16297	31038
Quick PRD 40r	1P+N	4	A9L16292	19821
	3P	6.5	A9L16293	29696
	3P+N	7.5	A9L16294	36905

Note: Spare / Replacement Cartridges available - For Reference and prices contact nearest sales office or customer care

Photovoltaic surge arresters



- Protection for photovoltaic panels and the DC input to the inverter from overvoltages due to a lightning strike
- Type 2 surge arresters
- Should be installed in switchboard inside the building. If switchboard is located outside, it must be weatherproof
- Withdrawable surge arrester allows damaged Cartridges to be replaced quickly
- Inbuilt SPD Health Indicator on front face of device; Remote signaling functionality also available

Type	U (cpv) Maximum Operating Voltage (V)	Module Width 18mm/module	Reference	Unit MRP [₹]
iPRD 40r	800	3	A9L40271	11287
	1000	3	A9L40281	12900

Note: Spare / Replacement Cartridges available - For Reference and prices contact nearest sales office or customer care

Surge Arresters for Communication Networks



- Analogue telephone line protection: iPRC surge arrester wired in series to the private installation input, protects the telephones, the modems (including ADSL) etc
- Protection for 2 low-current lines without common potential or 4 lines with common reference potential
- iPRI protects measuring instrument and PLC sensor inputs and the DC power supply inputs up to 53 V and AC power supply inputs up to 37 V

Type	[Ue] Operational Voltage (V)	Module Width 18mm/module	Reference	Unit MRP [₹]
PRI	48 V DC	1	A9L16339	20132
PRC	130 V AC	1	A9L16337	12311

Note: For all above Reference MOQ = 1

Isolator - xSW



- Complies to IEC/EN 60947-3
- Switching duty: AC-22
- Impulse voltage: 6kV
- DC application: 48V (110V with 2 poles in series)
- Short circuit withstand 20 In for 1 second
- Upto 80A Bi connect terminals & 100A to 125A with mono connect terminals

Poles Description	[In] Rated Current (A)	Module Width 18mm/module	MOQ	Reference	Unit MRP [₹]
2	40	2	6	A9S2P040	769
	63	2	6	A9S2P063	1016
3	40	3	4	A9S3P040	1343
	63	3	4	A9S3P063	1573
4	40	4	3	A9S4P040	1701
	63	4	3	A9S4P063	1851
	100	4	3	A9S4P100	3098
	125	4	3	A9S4P125	3424

Selector Switch - iSSW



- Complies to IEC 60947-5-1 and IEC 60669-1
- Rating 20A, 250V AC
- Electrical life (AC22): 30,000 cycles
- Connection: tunnel terminals cables up to 10 sq. mm

No. of positions	Poles Description	Contacts	Module Width 18mm/module	MOQ	Reference	Unit MRP [₹]
2	1	1 C/O	1	12	A9E18070	1645
	2	2 C/O	2	6	A9E18071	2261
		1NO + 1NC	1	12	A9E18072	1318
3	1	1 C/O	1	12	A9E18073	1585
	2	2 C/O	2	6	A9E18074	2729

iRO Buzzers



- Audible indication in housing and the tertiary sector
- Sound level of 70dBA at a distance of 60cm

Voltage	Module Width 18mm/module	Reference	Unit MRP [₹]
230V AC	1	A9A15322	2042
8..12V AC	1	A9A15323	1112

Please contact Customer Care Center for Stockable and Non stockable status of references.

NORMAL STOCK ITEMS

W.E.F. August 31, 2021

iCT Contactors



- Complies with standards IEC 1095, E N 61095
- 4 operating modes switch on front face :
 - Automatic mode
 - Temporary "ON" mode
 - Permanent "ON" mode
 - Shutdown
- Mechanical contact position Indicator
- Safe installation maintenance: lock the contactor in ON position
- Silent operation (20dB) for entire range

Type	Rating (A)	No. of Contacts	Module Width 18mm/module	Reference	Unit MRP [₹]
1P	25	1NO	1	A9C20731	2424
	16	2NO	1	A9C22712	2495
2P	25	2NO	1	A9C20732	2983
	40	2NO	2	A9C20842	6080
3P	63	2NO	2	A9C20862	6521
	25	3NO	2	A9C20833	3843
	40	3NO	2	A9C20843	8534
4P	63	3NO	3	A9C20863	9275
	25	4NO	2	A9C20834	4025
	40	4NO	2	A9C20844	9940
	63	4NO	3	A9C20864	10487
	63	2NO + 2NC	3	A9C20868	11682

Note: 100A Contactor in 2P / 4P - available on request

iTL Impulse Relays



- Complies with standards IEC/EN 60669-2-2
- Safe maintenance: disconnection of remote control by selector switch
- Manual Controls on front face: 0-I toggle
- Mechanical contact position Indicator
- Maximum 5 operations/min. and 100 switching operations/day
- Degree of pollution: 3 (suitable for industrial environment)

Type	Rating (A)	Control Voltage	No. of Contacts	Module Width	Reference	Unit MRP [₹]
1P	16	230-240 VAC	1NO	1	A9C30811	1571
	32	230-240 VAC	1NO	1	A9C30831	1978
2P	16	230-240 VAC	2NO	1	A9C30812	2577
	32	230-240 VAC	2NO	1	A9C30831 + A9C32836	6115
3P	16	230-240 VAC	1NO+1NO/NC+1NO	2	A9C30811 + A9C32816	4890
	32	230-240 VAC	1NO+1NO/NC+1NO	2	A9C30831 + 2* x A9C32836	10252
4P	16	230-240 VAC	4NO	2	A9C30814	5337
	32	230-240 VAC	4NO	2	A9C30831 + 3* x A9C32836	14389

iIL Indicator Lights



- Complies with standard IEC 60947-5-1
- Indicator light with LED technology
- Service life 100,000 hours with constant luminous efficiency

Type	Colour	Module Width 18mm/module	Reference	Unit MRP [₹]
Single Indicator light	Red	1	A9E18320	1625
	Green	1	A9E18321	1625
	Blue	1	A9E18323	1625
	Orange	1	A9E18324	1625
3 phase voltage presence light	Red/Red/Red	1	A9E18327	4696
Single Push Button (1 NO+ 1NC)	Grey	1	A9E18033	2189

Note: For all above Reference MOQ = 1

Please contact Customer Care Center for Stockable and Non stockable status of references.

NORMAL STOCK ITEMS

W.E.F. August 31, 2021

Smartlink



- Compliance to IEC/EN 61131-2
- Protection Monitoring – Device Status and alarm notifications
- Load Control / Switching through Contactors and Impulse Relays
- Energy Monitoring through pulse meters
- Alarm over email and analog sensors (temperature / humidity) with Smartlink Ethernet
- Plug & Play – Pre fabricated cables and in built web pages
- Rated Voltage: 24V DC

Description	Reference	Unit MRP [₹]
Smartlink EL-D	A9XELC10	27254
Wiser Energy Module IP	EER31800	27254

Communication Auxiliaries



Auxiliary for Protection Devices (OF+SD24)

Auxiliary for Contactors (iACT24)

Auxiliary for Impulse Relays (iATL24)

Description	Module Width	Reference	Unit MRP [₹]
OF+SD24	0.5	A9N26899	3260
iACT24	1	A9C15924	16220
iATL24	1	A9C15424	17079

Acti 9

Description	Reference	Pack	Unit MRP [₹]
Distribloc 63A			
Distribution from the top (4 Module)	04040	1	14155
Distribution through the bottom (4 Module)	04041	1	14155

Reflex iC60 - Integrated Control & Overcurrent Protection Device



- All in One Solution: MCB + Contactor + Impulse Relay + Auxiliary
- 10kA Breaking capacity as per IEC/EN 60947-2,
- Ti24 interface: Connection to PLC, Smartlink
- 3 operating modes to cater to a variety of applications
- Safe lock down with Integrated Padlocking
- Simplified maintenance: Front face Indicator allows better reliability

[In] Rated Current (A)	2 Pole Reference	Unit MRP [₹]	3 Pole Reference	Unit MRP [₹]	4 Pole Reference	Unit MRP [₹]
Module Width **	4.5 mod		5.5 mod		6.5 mod	2275
B Curve						
10	A9C61210	44620	A9C61310	46597	A9C61410	49952
16	A9C61216	44614	A9C61316	46597	A9C61416	49952
25	A9C61225	44614	A9C61325	46597	A9C61425	49952
40	A9C61240	46091	A9C61340	49834	A9C61440	53042
63	A9C61263	49023	A9C61363	51776	A9C61463	56055
C Curve						
10	A9C62210	45120	A9C62310	48022	A9C62410	50976
16	A9C62216	45120	A9C62316	48027	A9C62416	50976
25	A9C62225	45114	A9C62325	48022	A9C62425	50976
40	A9C62240	47516	A9C62340	49858	A9C62440	53077
63	A9C62263	50070	A9C62363	51776	A9C62463	56060
D Curve						
10	A9C63210	46138	A9C63310	48998	A9C63410	53024
16	A9C63216	46138	A9C63316	48998	A9C63416	53024
25	A9C63225	46138	A9C63325	48998	A9C63425	53024

Note: **18mm/module

Please contact Customer Care Center for Stockable and Non stockable status of references.

NORMAL STOCK ITEMS

W.E.F. August 31, 2021

Life Is On

Schneider
Electric

Schneider Electric India Pvt. Ltd.

Corporate Office: 9th Floor, DLF Building No. 10, Tower C, DLF Cyber City, Phase II, Gurugram 122002 Haryana
Tel.: ++91 124 6899000 Fax: ++91 124 4222036/037

Ahmedabad

Schneider Electric India (P) Ltd.
1506-1507, 15th Floor Shapth-5
Opp.Karnavati Club, SG Highway,
Ahmedabad, Gujarat - 380015
Tel.: 079-66826701

Bengaluru

Schneider Electric India (P) Ltd.
No. 3/1, JP Techno Park
Mezzanine Floor, Millers Tank Bund
Road, Vasanth Nagar
Bengaluru - 560052
Tel.: 080-71481351

Bhubaneswar

Schneider Electric India (P) Ltd.
Workloop Co-Working in the property
Office No. 316, Esplanade One Mall
Rasulgarh, Bhubaneswar - 751010

Chennai

Schneider Electric India (P) Ltd.
No: 29, 2nd Floor,
Bannari Amman Towers, B-Block
Dr. Radhakrishnan Road, Mylapore
Chennai - 600 004
Tel.:044-71912000

Cochin

Schneider Electric India (P) Ltd.
Alapatt Properties Private Limited
(Trade Name : Centre A)
Main Door Number : 66/4971
(Old Door Number: 40/6584-H)
7th Floor Alapatt Heritage Building
MG Road Kochi - 682035

Coimbatore

Schneider Electric India (P) Ltd.
Hanudev Info Tech Park, 6th Floor
Unit No. Block-C, SF No. 558/2
Udalyampalayam Road, Nava India
Coimbatore-641028

Hyderabad

Schneider Electric India (P) Ltd.
D.No. 1-8-271, # 401, Ashoka
Bhoopal Chambers, SP Road
Secunderabad - 500003
Tel.: 040-67219500

Indore

Schneider Electric India (P) Ltd.
219, Dhan Trident Building
Vijay Nagar, A.B.Road
Indore-452001

Jaipur

Schneider Electric India (P) Ltd.
Jaipur Business Centre 309
3rd Floor, Sangam Tower 190
Church Road, Jaipur-302001
Tel.: 0141-2374810

Kolkata

Schneider Electric (I)Pvt.Ltd,
BP-4, Sector-V, Technopolis
3rd Floor, Salt Lake City
Kolkata- 700 091
Tel.: 033-66576400

Lucknow

Schneider Electric India (P) Ltd.
Summit, Plot No. TCG 3/3
6th Floor, 604A/B/C, Vibhuti Khand
Gomti Nagar, Lucknow
Uttar Pradesh - 226010
Tel.: 0522-3500334

Ludhiana

Schneider Electric India (P) Ltd.
SCO 23, 2nd Floor,
Chandigarh Road, Sector 32
Ludhiana, Punjab-141010
Tel.: 0161- 5203011

Mohali

Schneider Electric India (P) Ltd.
2nd Floor, Tower-A
Bestech Business Tower
Mega Information & Technology Park
Industrial Plot No.1, Phase IX
(Expansion), Mohali- 160059
Tel.: 0172-7198200

Mumbai

Schneider Electric India (P) Ltd.
Marwah House, 2nd Floor
Krishanlal Marwah Marg
Andheri (East), Mumbai - 400072
Tel.: 022-62280000

Nagpur

Schneider Electric India (P) Ltd.
6, Vasant Vihar Complex
W.H.C Road, Shankar Nagar
Nagpur- 440010
Tel.: 0712-2558581

Nashik

Schneider Electric India (P) Ltd.
401, 4th Floor, Rishi Raj Towers
Jehan Circle, Gangapur Road
Nashik- 422013
Tel.: 0253-2344333

New Delhi

Schneider Electric India (P) Ltd.
C-56, Mayapuri Industrial Area, Phase-2
New Delhi - 110064
Tel.: 011-61317400

Pune

Schneider Electric India (P) Ltd.
Amar Caliber, CTS No 911, BMCC Road,
OFF F.C. Road, Deccan Gymkhana,
Shivaji Nagar, Pune - 411007
Tel.: 020-67492500

Vadodara

Schneider Electric India (P) Ltd.
Notus IT Park, 10th Floor, Block-D
Sarabhai Campus, Vadiwadi
Vadodara, Gujarat - 390017

Vishakhapatnam

Schneider Electric India (P) Ltd.
D.N.10-1-43, 1st Floor
Ratnam's Business Centre,
Siripuram Fort, C.B.M.Compound
Visakhapatnam - 530016
Tel.: 0891-6675500

Customer Care Centre

Monday-Saturday, 9 a.m. to 8 p.m.

Toll-free numbers: 1800 419 4272, 1800 103 0011

Email: customer-care.in@schneider-electric.com

For more information, visit our website at: www.se.com/in

- All Prices are in Indian Rupees.
- Prices are subject to change without notice.
- Product evolution is a continuous process and Schneider Electric reserves the right to modify/withdraw any product at any time without prior notice.
- Prices charged will be as prevailing on the date of dispatch.
- Tax incidence on invoices is basis applicable GST rates. Invoice amount not to exceed MRP.

Distributor